

Comparison of Vaccine Deaths & Injuries

COVID Vaccines vs. Non-COVID Vaccines




15 Months COVID Vaccines	30 Years Non-COVID Vaccines
Deaths: 26,059	Deaths: 9,066
Permanent Disabilities: 48,342	Permanent Disabilities: 20,096
Hospitalized: 143,198	Hospitalized: 76,992
Life Threatening: 29,443	Life Threatening: 13,752
Strokes: 2,992	Strokes: 104
Heart Inflammation: 21,340 (carditis)	Heart Inflammation: 1,162 (carditis)

Source: VAERS - Updated 3/18/2022

From the 3/18/2022 release of VAERS data:

Found 1,195,936 cases where Vaccine targets COVID-19 (COVID19)

Table

 Event Outcome	 Count	 Percent
Death	26,059	2.18%
Permanent Disability	48,342	4.04%
Office Visit	183,633	15.35%
Emergency Room	108	0.01%
Emergency Doctor/Room	124,670	10.42%
Hospitalized	143,198	11.97%
Hospitalized, Prolonged	356	0.03%
Recovered	330,723	27.65%
Birth Defect	1,004	0.08%
Life Threatening	29,443	2.46%
Not Serious	532,711	44.54%
TOTAL	† 1,420,247	† 118.76%
† Because some cases have multiple vaccinations and symptoms, a single case can account for multiple entries in this table. This is the reason why the Total Count is greater than 1195936 (the number of cases found), and the Total Percentage is greater than 100.		



EudraVigilance - European database of suspected adverse drug reaction reports

The European Medicines Agency publishes these data so that its stakeholders, including the general public, can access information that European regulatory authorities use to review the safety of a medicine or active substance. **Transparency** is a key guiding principle of the Agency.

COVID-19 Vaccine Adverse Drug Reactions

41,834 DEAD

3,900,241 Injuries Through Mar 15, 2022

COVID-19 MRNA VACCINE MODERNA (CX-024414)

COVID-19 MRNA VACCINE PFIZER-BIONTECH

COVID-19 VACCINE ASTRAZENECA (CHADOX1 NCOV-19)

COVID-19 VACCINE JANSSEN (AD26.COV2.S)






EUROPEAN MEDICINES AGENCY
SCIENCE MEDICINES HEALTH

EudraVigilance 

From the 3/18/2022 release of VAERS data:

Found 830,210 cases for ALL vaccines prior to 11/30/2020

Table

	 	
Event Outcome	Count	Percent
Death	9,066	1.09%
Permanent Disability	20,096	2.42%
Office Visit	42,433	5.11%
Emergency Room	194,438	23.42%
Emergency Doctor/Room	14,764	1.78%
Hospitalized	76,992	9.27%
Hospitalized, Prolonged	3,271	0.39%
Recovered	345,444	41.61%
Birth Defect	166	0.02%
Life Threatening	13,752	1.66%
Not Serious	309,464	37.28%
TOTAL	† 1,029,886	† 124.05%

† Because some cases have multiple vaccinations and symptoms, a single case can account for multiple entries in this table. This is the reason why the Total Count is greater than 830210 (the number of cases found), and the Total Percentage is greater than 100.