

January 12, 2022

Dear Dr. George Wendel and my other esteemed ABOG colleagues,

I appreciate your willingness to dialogue with me. As you know, I have previously expressed my concerns, now shared by a number of my colleagues, regarding (1) the safety of the COVID-19 experimental mRNA and DNA gene therapy injections in pregnancy, and (2) ABOG's disconcerting September 2021 *Statement Regarding Dissemination of COVID-19 Misinformation*, which has blatantly threatened constituents with revocation of their medical license for "providing misinformation about the COVID-19 vaccine."¹ As a 40-plus year member in good standing of ABOG – an organization I have always held in high esteem – I can genuinely say that the intimidating nature of ABOG's September 2021 *Statement Regarding Dissemination of COVID-19 Misinformation* is heretofore unprecedented.

Couched in bullying language, ABOG's *Statement Regarding Dissemination of COVID-19 Misinformation* begs critically important questions for both constituents and patients alike. These questions are intrinsic to a physician's ability to treat patients free from conflict of interest over fear of reprisal from ABOG (or others). Even more important, these questions concern matters essential to safeguarding and protecting maternal and fetal health and well-being, and are essential to upholding the physician's oath to do no harm. First, what constitutes that which ABOG deems "misinformation about the COVID-19 vaccine"? Second, by whom and how is such "misinformation about the COVID-19 vaccine" determined?

ABOG's *Statement Regarding Dissemination of COVID-19 Misinformation* fails to provide answers to these questions and also fails to acknowledge the growing body of scientific, peer-reviewed evidence that the experimental mRNA and DNA gene therapy injections are a failed strategy that have killed, injured, and endangered many. ABOG's widely circulated *Statement Regarding Dissemination of COVID-19 Misinformation* has placed patients' health in jeopardy while leaving constituents holding the proverbial bag as their medical license and livelihood hang in the balance. Patient safety is sacrificed as constituents toe the line – forced to choose between pushing experimental gene therapies shown to be dangerous to both mom and fetus or lose their livelihoods.

¹ American Board of Obstetrics and Gynecology (ABOG), *Statement Regarding Dissemination of COVID-19 Misinformation*, Jan. 27, 2021 <https://www.abog.org/about-abog/news-announcements/2021/09/27/statement-regarding-dissemination-of-covid-19-misinformation>. Specifically, ABOG's statement warns, in pertinent part:

The American Board of Obstetrics and Gynecology (ABOG) fully supports the statement published by the Federation of State Medical Boards (FSMB) that asserts that *providing misinformation about the COVID-19 vaccine contradicts physicians' ethical and professional responsibilities, and therefore may subject a physician to disciplinary actions, including suspension or revocation of their medical license*. Additionally, ABOG supports a recent American Board of Medical Specialties (ABMS) statement, which expresses concern regarding the serious public health effects of the persistent spread of misinformation regarding the COVID-19 virus. (Emphasis supplied).

ABOG's *Statement Regarding Dissemination of COVID-19 Misinformation* turns a blind eye to this ever-growing evidence and dodges these thorny issues by pointing to published statements made by the Federation of State Medical Boards (FSMB)² and the American Board of Medical Specialties (ABMS).³ However, upon further examination, neither the FSMB nor the ABMS provides adequate answers. If anything, the express collaboration of ABOG with the FSMB and ABMS, together with the language of the FSMB's and ABMS's individual statements, raises red flags about potential collusion, bias, and conflicts of interest within the various medical stakeholders, Big Tech, and the media.

Following ABOG's "Yellow Brick Road": The Federation of State Medical Boards (FSMB)

ABOG's *Statement Regarding Dissemination of COVID-19 Misinformation* first points to the definition provided by the Federation of State Medical Boards (FSMB) for answers. However, the FSMB fails to provide any clear answers to what constitutes "misinformation about the COVID-19 vaccine", or how such "misinformation" is to be determined, or by whom. Instead of providing answers, the FSMB launches accusations, stating that there has been "a dramatic increase in the dissemination of COVID-19 vaccine misinformation and disinformation by physicians and other health care professionals on social media platforms, online and in the media."⁴ The FSMB further notes that physicians "have an ethical and professional responsibility to practice medicine in the best interests of their patients and must share information that is factual, scientifically grounded and *consensus-driven* for the betterment of public health."⁵

But exactly what information is "factual, scientifically grounded and consensus-driven for the betterment of public health?" After all, the stakes for all humanity in getting this right could not be higher. And perhaps more importantly, who is the arbiter of such information? While the FSMB does little to define "COVID-19 vaccine misinformation", it does seem to suggest that somewhere, somehow, a certain "consensus" exists on what narrative *should* prevail, perhaps giving clues as to whose interests this prevailing narrative should serve. Toward that end, the FSMB statement's express reference to "social media platforms" and mainstream "media" is highly disturbing, particularly in light of alleged ties between the mainstream media outlets, social media giants, and Pfizer, suggesting (at a minimum) serious conflicts of interest.⁶ Disconcertingly, the FSMB statement seems to give the appearance it has communicated – if not

² Federation of State Medical Boards (FSMB), *FSMB: Spreading COVID-19 Vaccine Information May Put Medical License at Risk*, July 29, 2021, <https://www.fsmb.org/advocacy/news-releases/fsmb-spreading-covid-19-vaccine-misinformation-may-put-medical-license-at-risk/>.

³ American Board of Medical Specialties (ABMS), *ABMS Issues Statement Supporting Role of Medical Professionals in Preventing COVID-19 Misinformation*, September 13, 2021, <https://www.abms.org/news-events/abms-issues-statement-supporting-role-of-medical-professionals-in-preventing-covid-19-misinformation/>.

⁴ FSMB, <https://www.fsmb.org/advocacy/news-releases/fsmb-spreading-covid-19-vaccine-misinformation-may-put-medical-license-at-risk/>.

⁵ Id. (Emphasis supplied).

⁶ Megan Renshaw, "Conflict of Interest: Reuters 'Fact Checks' COVID-Related Social Media Posts, But Fails to Disclose Ties to Pfizer, World Economic Forum," *The Defender: Children's Health Defense News and Views*, August 11, 2021, <https://childrenshealthdefense.org/defender/reuters-fact-check-covid-social-media-pfizer-world-economic-forum/>.

possibly even conspired with – Big Tech and the mainstream media to somehow root out what they collectively deem “misinformation.”

Following ABOG’s “Yellow Brock Road”: The American Board of Medical Specialties (ABMS)

ABOG’s *Statement Regarding Dissemination of COVID-19 Misinformation* next points to the American Board of Medical Specialties (ABMS) for answers regarding what constitutes “misinformation about the COVID-19 vaccine.” At first glance, the ABMS statement and definition of misinformation seems just as fuzzy as the statement provided by the Federation of State Medical Boards (FSMB). Up front, however, the ABMS identifies “vaccine hesitancy” as the real culprit – explicitly linking misinformation with vaccine hesitancy.⁷ Evidently, any information that does not push mass vaccination with experimental gene therapy on all persons constitutes COVID-19 vaccine misinformation, and could “threaten certification by an ABMS Member Board.”⁸ Interestingly, the ABMS has attempted to frame its statement on COVID-19 misinformation as one that is *supportive* of medical professionals, titling its press release as follows: *ABMS Issues Statement Supporting Role of Medical Professionals in Preventing COVID-19 Misinformation*. Yet the ABMS’ threats contained within the press release do not logically follow from these words.

Euphemisms, Intimidation, and Gaslighting, Oh My!

Since ABOG itself has declined to define “misinformation about the COVID-19 vaccine,” deferring instead to other medical agencies, I will kindly attempt to offer one for ABOG’s consideration. Following the lead of Robert J. Kennedy, Jr., the phrase “misinformation about the COVID-19 vaccine” seems to be “a euphemism” for any statement or scientific evidence that differs from the prevailing narrative of stakeholders who most stand to profit from the COVID-19 vaccines.⁹ In this case, these stakeholders appear to include Big Tech,

⁷ ABMS, <https://www.abms.org/news-events/abms-issues-statement-supporting-role-of-medical-professionals-in-preventing-covid-19-misinformation/>. The ABMS states in pertinent part,

Misinformation has been directly linked to much of the vaccine hesitancy and disregard for practical safeguards against infection, including masking and distancing, and is a contributing factor hindering national efforts to combat the virus” (emphasis supplied).

⁸ ABMS, <https://www.abms.org/news-events/abms-issues-statement-supporting-role-of-medical-professionals-in-preventing-covid-19-misinformation/>.

⁹ In an open letter to Dr. Sanjay Gupta published on April 16, 2020, Robert F. Kennedy, Jr., cogently defines COVID-19 vaccine misinformation as “a euphemism for any statement that departs from the Government / Pharma orthodoxy that all vaccines are safe necessary and effective for all people.” © May 9, 2020, *Children’s Health Defense, Inc.* “Flu Misinformation and Coronavirus Fears: My Letter to Dr. Sanjay Gupta,” Robert J. Kennedy, Jr., <https://childrenshealthdefense.org/news/flu-misinformation-and-coronavirus-fears-my-letter-to-dr-sanjay-gupta/>. It should be noted that Robert J. Kennedy, Jr.’s letter was recently brought to my attention by Steve Kirsch’s Newsletter, “Who is the real misinformation spreader: RFK Jr of Sanjay Gupta?” Steve Kirsch, Jan. 11, 2021, <https://stevekirsch.substack.com/p/who->

Government, the Pharmaceutical Companies, Big Media, and various Corporate and Medical Stakeholders. These are the stakeholders who drive the “consensus” referred to by the FSMB.¹⁰ Perhaps not coincidentally, these are the very stakeholders that are attempting to drive the false narrative that vaccines are safe, effective, and necessary for all persons, including pregnant persons.¹¹ As it turns out, there is no real definition for “COVID-19 vaccine misinformation” – or real answer to my first question. The phrase “COVID-19 vaccine misinformation” constitutes a euphemism. Euphemisms don’t create meaning, they disguise it, and have thus been referred to “the language of evasion, hypocrisy, prudery, and deceit (Holder 2008).”¹²

Gaslighting has been described as “an insidious form of manipulation and psychological control” where victims are “deliberately and systematically fed false information that leads them to question what they know to be true.”¹³ Gaslighting occurs when “an abuser tries to control a victim by twisting their sense of reality.”¹⁴ The abuser or bully misleads their target, creating a false narrative and making them question their judgments, reality, and perception.¹⁵ When the victim calls out the gaslighting, the abuser will frequently try to discredit their victim. When

[is-the-real-misinformation-spreader?utm_source=substack&utm_medium=email&utm_content=share&token=eyJ1c2VyX2lkIjo2OTY3MDg3OCwicG9zdF9pZCI6NDY5NjY4MjEsIiOiJxUTNaSlImlhdCI6MTY0MTk2MzEwMCwiZj9.-RzqbFPzOn3-XmO3z-Vjlb_gtDn65DX3rEQ4DUAAaTOQ](https://www.substack.com/p/who-is-the-real-misinformation-spreader?utm_source=substack&utm_medium=email&utm_content=share&token=eyJ1c2VyX2lkIjo2OTY3MDg3OCwicG9zdF9pZCI6NDY5NjY4MjEsIiOiJxUTNaSlImlhdCI6MTY0MTk2MzEwMCwiZj9.-RzqbFPzOn3-XmO3z-Vjlb_gtDn65DX3rEQ4DUAAaTOQ) .

¹⁰ FSMB, <https://www.fsmb.org/advocacy/news-releases/fsmb-spreading-covid-19-vaccine-misinformation-may-put-medical-license-at-risk/> . The FSMB expressly notes that constituents must only share information that is both “scientifically grounded and **consensus-driven for the betterment of public health.**” (Emphasis supplied.)

¹¹ © May 9, 2020, *Children’s Health Defense, Inc.* “Flu Misinformation and Coronavirus Fears: MY Letter to Dr. Sanjay Gupta,” Robert J. Kennedy, Jr., <https://childrenshealthdefense.org/news/flu-misinformation-and-coronavirus-fears-my-letter-to-dr-sanjay-gupta/>. In his open letter to Dr. Sanjay Gupta published on April 16, 2020, Robert F. Kennedy, Jr., defines COVID-19 vaccine misinformation as “a euphemism for any statement that departs from the Government / Pharma orthodoxy that all vaccines are safe necessary and effective for all people.” Robert J. Kennedy, Jr.’s letter was brought to my attention by Steve Kirsch, “Who is the real misinformation spreader: RFK Jr of Sanjay Gupta,” https://stevekirsch.substack.com/p/who-is-the-real-misinformation-spreader?utm_source=substack&utm_medium=email&utm_content=share&token=eyJ1c2VyX2lkIjo2OTY3MDg3OCwicG9zdF9pZCI6NDY5NjY4MjEsIiOiJxUTNaSlImlhdCI6MTY0MTk2MzEwMCwiZj9.-RzqbFPzOn3-XmO3z-Vjlb_gtDn65DX3rEQ4DUAAaTOQ , published Jan. 11, 2022.

¹² “Why Do We Use Euphemisms? Words of Comfort and Words of Deceit,” ThoughtCo., <https://www.thoughtco.com/why-do-we-use-euphemisms-1692701> .

¹³ “Gaslighting,” *Psychology Today*, <https://www.psychologytoday.com/us/basics/gaslighting>.

¹⁴ Ashley Laderer, “How to Spot Gaslighting: 6 Things that Gaslighters Say to Manipulate You,” *Insider: Health*, July 23, 2021, <https://www.insider.com/gaslighting-examples>.

¹⁵ Sherri Gordon, “What is Gaslighting?” *VeryWellMind*, Jan. 5, 2022. <https://www.verywellmind.com/is-someone-gaslighting-you-4147470> .

dealing with someone who is gaslighting, it is advised to pay close attention to what the abuser actually does, instead of the words they use.¹⁶

ABOG's *Statement Regarding Dissemination of COVID-19 Misinformation* is nothing short of gaslighting. ABOG's statement professes to encourage constituents to "practice evidence-based medicine based on facts and scientific data."¹⁷ ABOG's statement also adopts the FSMB's position that its physicians "have an ethical and professional responsibility to practice medicine in the best interests of their patients and must share information that is factual, scientifically grounded and consensus-driven for the betterment of public health."¹⁸ ABOG has expressed a concern for protecting patients from harm. While ABOG's words express concerns about patient safety and stress the importance of scientific data, ABOG turns a blind eye to applying the best available scientific evidence and protecting patients from the dangers of experimental vaccines, all while threatening the medical license of constituents who challenge the prevailing narrative. The foregoing is a classic example of gaslighting. Despite its words, ABOG's threatening conduct tells a different story.

Exposing the Wizard: "I'm really a very good man; but I'm a very bad Wizard, I must admit"¹⁹

ABOG is not alone. Gaslighting has never before occurred as widely as it has during the COVID pandemic, with the pushing of experimental gene injections as the only effective, safe, and necessary option for all persons, even pregnant persons. ABOG, you have a golden opportunity to reverse course, taking a stance that is factual and scientifically grounded, and true to your words purporting to protect patients from harm – by retracting and revising your *Statement Regarding Dissemination of COVID-19 Misinformation*. Will you have the courage to do it? As an organization that professes to care about patients' interests and safety, you may want to peruse the many testimonies of the vaccine injured on Real, Not Rare.²⁰ If you do, you will find the stories of many who have suffered serious, life-altering adverse effects from the experimental injections, almost all of which share remarkably similar characteristics and symptoms. These vaccine injuries appear to be vastly under-reported. Those who have the courage to come forward are frequently called crazy and accused of mental illness, thus enduring gaslighting by doctors, who often refuse to believe them. ABOG, instead of hiding behind euphemisms, false narratives, and other medical organization's euphemistic verbiage, you can choose to take a bold stand for your patients and constituents and lead the way to exposing what is really going on. Will you do it? The EU in recent days has taken a bold step in this direction –

¹⁶ Sherri Gordon, "What is Gaslighting?" <https://www.verywellmind.com/is-someone-gaslighting-you-4147470> .

¹⁷ ABOG, <https://www.abog.org/about-abog/news-announcements/2021/09/27/statement-regarding-dissemination-of-covid-19-misinformation> .

¹⁸ ABOG, <https://www.abog.org/about-abog/news-announcements/2021/09/27/statement-regarding-dissemination-of-covid-19-misinformation> , linking to FSMB, <https://www.fsmb.org/advocacy/news-releases/fsmb-spreading-covid-19-vaccine-misinformation-may-put-medical-license-at-risk/>.

¹⁹ Quote from "The Wizard of Oz."

²⁰ [realnotrate.com](https://realnotrare.com).

warning that boosters risk adverse effects to the immune system and may not be warranted.²¹ And a top Israel immunologist has recently followed suit, calling on its leaders at the Israeli Ministry of Health to admit that the mass vaccination campaign has failed in Israel.²²

There is an undeniable and growing body of peer-reviewed scientific evidence that these experimental gene therapy injections are unsafe and dangerous to both mothers, fetuses, newborns and infants. Indeed, since the publication and dissemination of ABOG's *Statement Regarding Dissemination of COVID-19 Misinformation*, the Johnson & Johnson injection is no longer recommended for use after life-threatening blood clots and deaths have been linked to the injection.²³ This growing body of evidence credibly and scientifically calls into question the efficacy of these experimental gene therapeutic injections. As unprecedented numbers of new infections now make painfully clear, the experimental injections are proving to be wholly ineffective at preventing infection of the Omicron strain, the current dominant strain in the US. Multiple recent studies indicate that the vaccinated are more likely to be infected with Omicron than the unvaccinated. For example, numbers in a recent study from Denmark now show persons who received the experimental injections are up to 8 times more likely to develop Omicron than those persons who did not.²⁴ Multiple independent studies indicate that the more one vaccinates, the more one becomes susceptible to COVID-19 infection.²⁵ Recent studies also suggest that the COVID-19 gene therapy injections cause more COVID cases per million and more deaths per million associated with COVID.²⁶ Studies which show the experimental injections to be neither safe nor effective, but outright dangerous, are almost too numerous to count. Patient's own brave testimonies on such sites as on Real, Not Rare, are heartbreaking. Continuing to require your constituents to push experimental COVID-19 gene therapy injections on patients in light of mounting evidence that they are neither safe nor effective is ignoring science and placing patients in grave danger. ABOG's pushing the narrative that the experimental injections are safe and effective in the face of such evidence amounts to an egregious false misrepresentation and an intentional failure to disclose the truth to patients.

²¹ Reuters, "EU Drug Regulator Expresses Doubt on Need for Fourth Booster Dose," Jan. 11, 2022, <https://www.reuters.com/business/healthcare-pharmaceuticals/eu-drug-regulator-says-more-data-needed-impact-omicron-vaccines-2022-01-11/> .

²² Steve Kirsch, "Top Israeli Immunologist Criticizes Pandemic Response in Open Letter," Jan 13, 2022, Steve Kirsch's Newsletter, https://stevekirsch.substack.com/p/top-israeli-immunologist-criticizes?r=15hae6&utm_campaign=post&utm_medium=email .

²³ Berkeley Lovelace Jr. and Sara G. Miller, "CDC Recommends People not get J&J vaccine if Pfizer, Moderna are Available," *NBC News*, Dec. 16, 2021, <https://www.nbcnews.com/health/health-news/cdc-panel-recommends-people-not-get-jj-vaccine-pfizer-moderna-availabl-rcna8987> .

²⁴ Steve Kirsch, "New Studies Show that the COVID Vaccines Damage your Immune System, Likely Permanently," Steve Kirsch's Newsletter, Dec. 24, 2021, <https://stevekirsch.substack.com/p/new-study-shows-vaccines-must-be>

²⁵ Steve Kirsch, "Pfizer CEO says Two Covid Vaccine Doses Aren't Enough for Omicron," Steve Kirsch's Newsletter, Jan. 10, 2022, <https://stevekirsch.substack.com/p/pfizer-ceo-says-two-covid-vaccine>

²⁶ Hannah Ritchie, Lucas Rodes-Guirao, Edouard Mathieu, et al, "Worldwide Bayesian Causal Impact Analysis of Vaccine Administration on Deaths and Cases Associated with COVID-19: A Big Data Analysis of 145 Countries," Nov. 15, 2021, https://vector-news.github.io/editorials/CausalAnalysisReport_html.html

If ABOG truly cared about encouraging the practice of “evidence-based medicine based on facts and scientific data” and “acting in your patients’ best interests” – as it claims in its *Statement Regarding Dissemination of COVID-19 Misinformation* – then it would retract its statement and the threats issued to its constituents. ABOG would welcome and consider independent, unbiased scientific data which seek to challenge the safety and efficacy of the gene therapy injections. ABOG would be willing to challenge the prevailing stakeholder consensus/orthodoxy/narrative that the experimental injections are safe, effective, and necessary. For ABOG to do less than the foregoing, while at the same time professing to care about science and patient safety, is nothing short of gaslighting.

Changing Course?

It is my desire to work with you, not against you, and assist to reverse the dangerous course that ABOG has taken. I believe that ABOG’s current course is headed for extreme and unparalleled disaster with untold human lives at stake. I would offer my services to you on a *pro bono* basis and I think we could begin to work through these pressing issues that have threatened the care of women of reproductive age, pregnant women, and their newborns and infants.

Two main issues require your immediate attention that would be best addressed in a formal statement to your constituents. First, the *Statement Regarding Dissemination of COVID-19 Misinformation* published on the ABOG website and circulated to ABOG’s 22,000 plus specialists and subspecialists in September 2021 needs to be formally retracted. Second, ABOG needs to immediately specifically recommend *against* the vaccine in pregnancy until there are long-term safety data in the offspring. Experimental gene therapy in pregnancy is extremely radical and without historical precedent absent safety data. It is completely unnecessary as there are much safer alternatives for prevention of all viral illnesses. To push the experimental injections violates our Hippocratic oath of informed consent and *Primum Non Nocere*.

I know most of you. I feel confident that it is not your intent to issue unethical threats, gaslight, and act in contravention of mounting medical and scientific evidence casting serious doubt on the safety and efficacy of the experimental gene therapy injections. I believe it is not your desire to intentionally mislead and harm patients and fetuses, or destroy informed consent and the sanctity of the doctor-patient relationship. As a long-standing supporter of this distinguished organization, I find it difficult to believe that you personally created the language contained in your *Statement Regarding Dissemination of COVID-19 Misinformation*. Perhaps not coincidentally, this same language appeared and was published almost simultaneously by FSMB.org, ABMS.org, AANC.org, multiple other ABMS boards, the AMA, SMFM, ACOG, governmental and private organizations with ties to the pharmaceutical industry, the pharmaceutical industry itself, “Big Tech” companies, the mainstream media, multiple medical journals, insurance companies, and many others who have a financial or other stake in pushing the experimental gene therapies. For lack of a better term, I have collectively labelled the foregoing as a CARTEL, as this best describes the blatant conflicts of interest and collusion which lies at the heart of this language. If ABOG is truly “acting in patients’ best interests,” – as it proclaims to do – it should be fully committed to the health of its pregnant patients, not serving the interests of the pharmaceutical industry or any other organization. It was and is your

responsibility to resist and oppose this inappropriate language that was most likely pressed upon you by ABMS, FSMB and others.

Sir Karl Popper stated that academicians and science should always be open to divergent opinions, and the scientific method includes discussion of opposing minority opinions and views. Science progresses *only* by refutation. In fact, as history has demonstrated, absent the foregoing, there can be no true science at all. Galileo was persecuted because of his minority opinion that our solar system was heliocentric, not geocentric. Likewise, in the mid 1800's Ignaz Phillip Semmelweis opposed the mainstream narrative. He proved that the 50% maternal mortality at Vienna Lying in Hospital could be decreased simply by hand washing. However, he was mocked, derided, and persecuted by the 'ABOG-like authorities' of his time. Similarly, those of us who expressed concern and opposed the liberal use of opioids in the 1990's (including myself) in our patients were reprimanded; this greatly contributed to the major opioid crisis our country experienced, thus fulfilling the law of unintended consequences. These examples underscore what ABOG is currently doing to their constituents, and it is reaping unparalleled disaster.

ABOG's narrative is *not* evidence based. It was incumbent upon ABOG to have demanded safety studies WITH LONG TERM OUTCOMES *prior* to issuing their threatening language. It is not incumbent upon the vulnerable and innocent to prove that they have been harmed. ABOG is on the wrong side of truth and is forcing a false narrative that will be ultimately responsible for killing and injuring many more than they already have. ABOG has implemented a dangerous retrovirus gene therapy in pregnancy and in women of reproductive age with zero credible studies conducted on whether it is safe.

ABOG is obviously aware that there are multiple OB/GYN and Maternal Fetal Medicine 'experts' who have no credibility and no data as to safety, yet they are pushing this dangerous COVID-19 retrovirus gene therapy in pregnancy and in women of child-bearing age all over the US and the world. Any attempt to engage in informed consent and/or contradict the ABOG narrative comes with the very real risk of damaged professional careers and irrevocably lost livelihoods. Indeed, a national townhall meeting of two maternal fetal medicine physicians took place recently in Indianapolis with the sole purpose of pushing the experimental gene therapy on pregnant women across the nation. Both young MFM physicians were old enough to be my daughters and had a combined clinical experience/publications of only a small fraction of mine. Yet neither I nor any of my colleagues opposing this dangerous recommendation were allowed to participate and balance their outrageously absurd and dangerous presentations. There are so many doing the exact same thing because of professional threats which have been placed on the careers of doctors who oppose the false "safe and effective" narrative. This too is ABOG's fault.

The threats that you have circulated to all your specialist and subspecialists have resulted in the pushing of the experimental gene therapy injections in all women of reproductive age and pregnant women, with extremely serious consequences. There are multiple independent sources all over the world that have observed significant increases in miscarriage (spontaneous abortion), fetal death, fetal malformation, severe placental inflammation, severe IUGR, neonatal demise, infant demise, permanent newborn/infant/child chronic autoimmune diseases, permanent immune deficiency syndromes, chronic permanent CNS diseases and chronic cognitive

impairment, seizure disorders and the unleashing of neonatal / infant cancers and opportunistic infections, and many other disastrous consequences. Please understand and recognize it is not incumbent upon me to prove this to ABOG or anyone else; rather, it was incumbent upon those recommending it to show safety data *before* pushing this extremely dangerous experimental gene therapy in all pregnant women.

Animal studies clearly demonstrate that the lipid nanoparticles (LNP's) with their mRNA cargo pass through all God made barriers, including the blood brain barriers, the placental barrier, and the fetal blood brain barriers. It is also known that there is a very significant concentration of the LNP's in the maternal, fetal, and newborn ovaries. As you well know, a female fetus is born with all of its gametes (about 1 million ovum) in the ovaries and each is exposed to these potentially poisonous NLP's. It is now widely known and understood that the 'vaccine,' which is actually an experimental gene therapy, works by inducing inflammation. *Yet, inflammation in the developing embryo and fetus is a hallmark for permanent damage, malformation, death, placental insufficiency, and potentially life long chronic diseases in the offspring including severe immunological disturbances, disruption of the TOL7 and TOL8 receptors on cell membranes.* The disruption of the TOL7 and TOL8 receptors are responsible for immune surveillance and the suppression of cancers and opportunistic infections in the body including herpes, zoster, CMV, HPV, TB, toxoplasmosis and many others. Dr. Ryan Cole MD a highly acclaimed pathologist has noted a striking increase in newborn and infant cancers that are extremely rare. There are unprecedented numbers of stillbirth in the US, Canada, Scotland, Europe and many other locations. Scott Davison the CEO of OneAmerica insurance company has noted all-cause death rates are up 40% in ages 18-64 years; this is unprecedented and certainly not attributable to just COVID-19 but also to the experimental gene therapy that you have pushed. He notes that even a 10% rate of increase is catastrophic for the insurance industry. Life insurance companies are warning that there are nearly 100,000 excess deaths per month happening in all age groups in the USA and cannot be attributed to COVID-19.

It is also important for all of ABOG to recognize that they cannot defer this blame to ABMS, FSMB, AMA, ACOG, SMFM, AMA or any other medical organization. ABOG is responsible for all these consequences in pregnant women and women of childbearing age, since this is ABOG's jurisdiction. As you know, ABMS, FSMB, SMFM, ACOG, SMFM and AMA have *no* authoritative action; their recommendations and threats are 'teethless'. This is ABOG's jurisdiction, not the jurisdiction of SMFM, ACOG, AMA or any other of the organizations because they have no authority to threaten their constituents like ABOG has done to me personally and all the other ABOG specialists and subspecialists. As I served on the SMFM BOD for several years, I understand SMFM. They do not discipline their constituents. They are a social organization which provides education and specifically does *not* have the authority to sanction or call out constituents. All of the blame for the mass casualties can only lie with ABOG's decision to push the experimental gene therapy in reproductive age women.

As to safety, the Vaccine Adverse Event Reporting System (VAERS) alone has signaled that the experimental mRNA gene therapy is dangerous. While perhaps not perfect, this data simply cannot be ignored, denied, or derided by ABOG or any other organizations or treating physicians. VAERS is a statutorily-created safety surveillance tool created as an outgrowth of the National Childhood Vaccine Injury Act of 1986 (the "Act"). *See* 42 USC § 300aa-1 *et seq.*

Administered by the CDC and FDA, the creation of VAERS was essentially a *quid pro quo* arrangement for the blanket sovereign immunity given to the pharmaceutical companies for vaccine research and development. Under the Act, pharmaceutical companies are given full immunity from tort litigation arising out of injuries and damages relating to vaccines. However, physicians and organizations like ABOG are *not* similarly situated. Rather, under the Act, as the eyes and ears of patient care, physicians have an affirmative duty to report to adverse events, and VAERS has been deemed “the front line” of vaccine safety. As the 2000 Committee on Government Reform aptly noted:

The Act does require that physicians report—directly to VAERS or to the manufacturer—certain categories of serious outcomes defined for regulatory purposes as an event resulting in death, life-threatening illness, hospitalization, prolongation of existing hospitalization, or permanent disability.

VAERS is intended to serve as the “front line” of vaccine safety, since this type of national reporting system can rapidly document possible effects and generate early warning signals that can then be more rigorously investigated in focused studies. VAERS is considered especially valuable in assessing the safety of newly marketed vaccines.²⁷

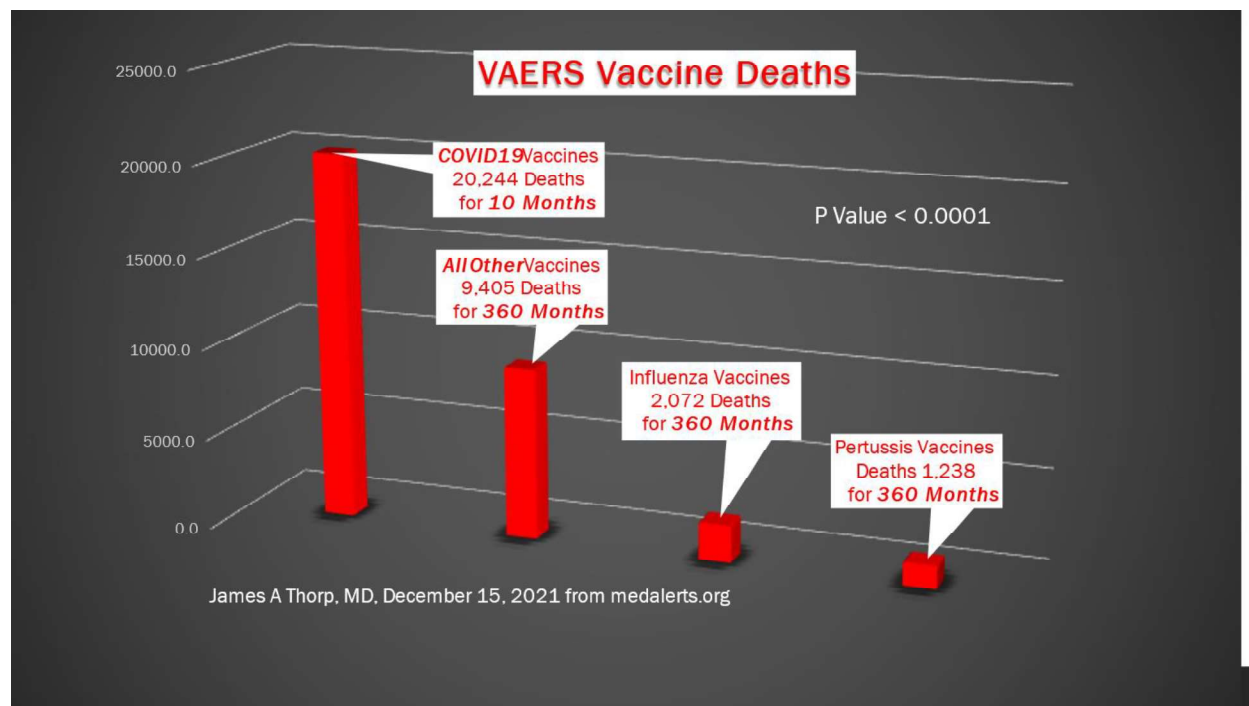
Physicians serve a critical reporting role in patient safety by virtue of this statutorily created reporting system. Failing to take seriously VAERS, which is the “front line” of vaccine safety, turning a blind eye to VAERS signal data, and/or pushing a false narrative in the face of VAERS evidence to the contrary flies in the face of those who took the oath, “first, do no harm.” It smacks of serving the pharmaceutical interests over the patients’ interests. Pushing the false narrative that the experimental COVID-19 mRNA gene therapies are safe and effective in pregnancy, when VAERS data clearly signals otherwise, constitutes a great and tragic ethical and moral failing by those tasked with being on the front lines of patient care and safety. It also falsely misrepresents the true data, and is not faithful to the stated mission of ABOG. It fails to disclose to unsuspecting patients that the safety of the experimental COVID-19 injections has been called into question, and thus both misrepresents and hides information that is material to the patients’ decision. It is not unreasonable to ponder whether such egregious conduct and omissions could expose, physicians or physician entities such as ABOG, SMFM or ACOG to legal and/or even criminal liability at some point in the future. Unlike the pharmaceutical companies, there is no blanket immunity for ABOG and staff or physicians who are on the front lines of safeguarding the health of moms and fetuses.

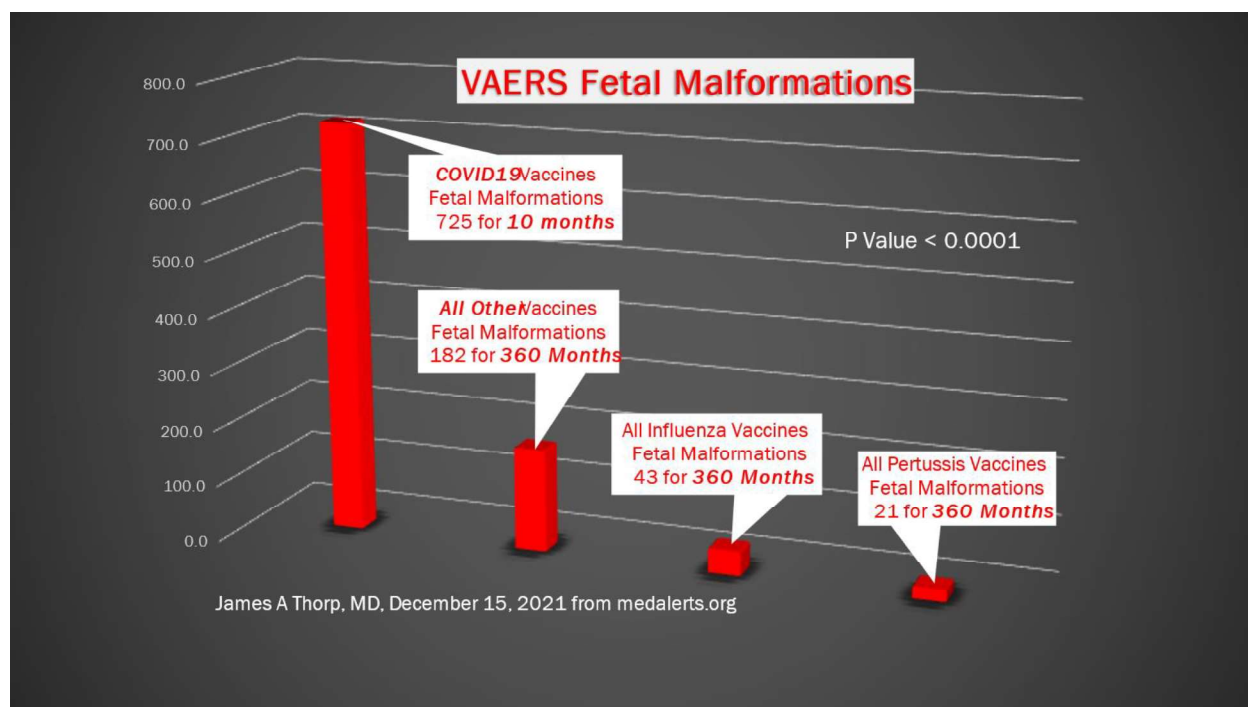
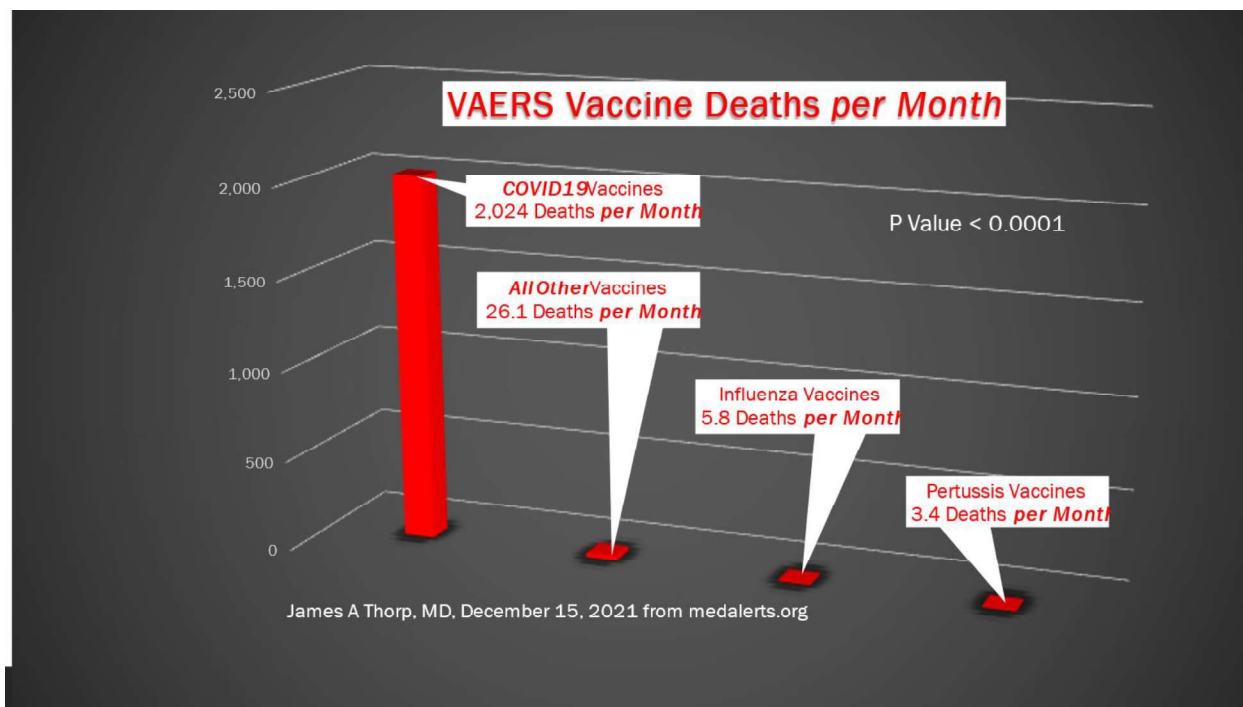
The VAERS Data Has Signaled Warnings that Can No Longer be Ignored

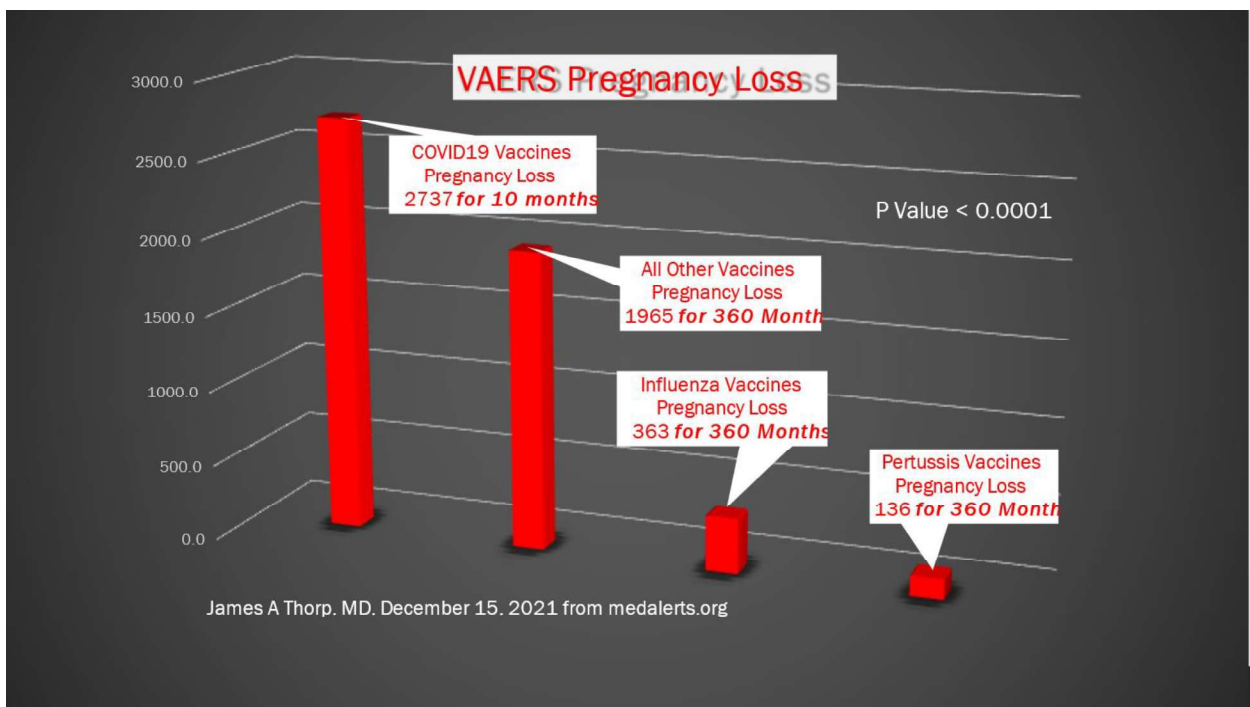
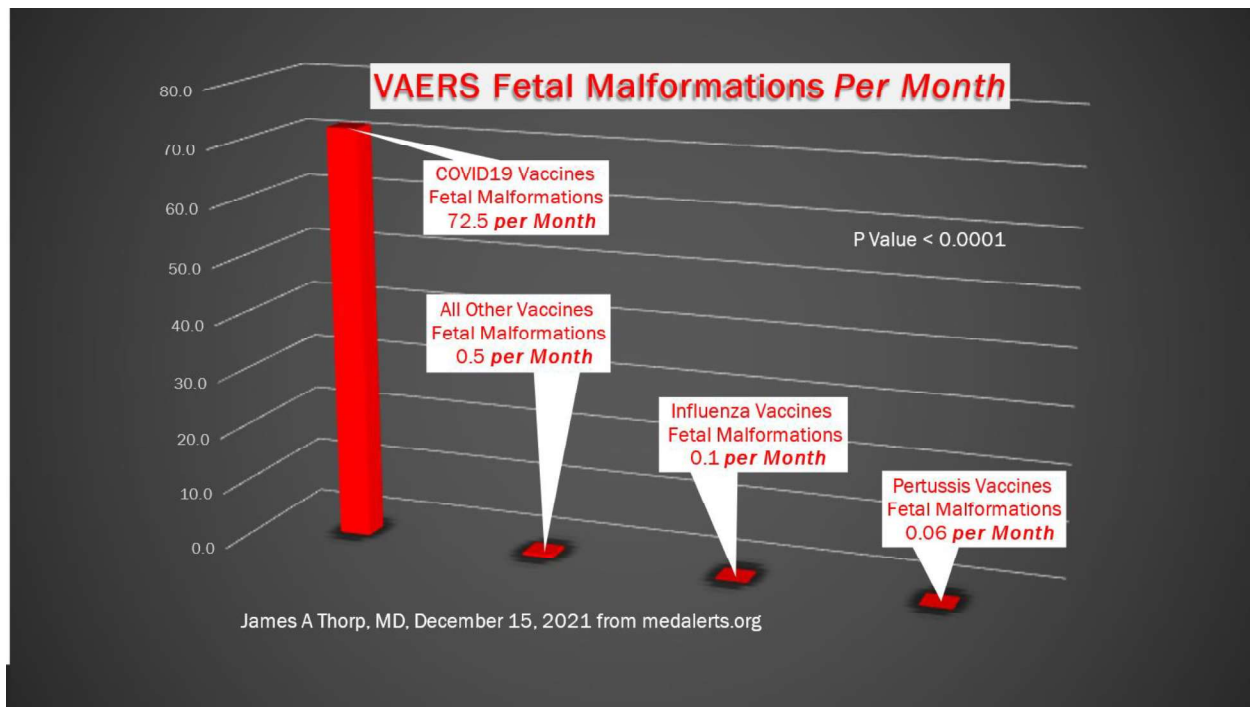
²⁷ *The Vaccine Injury Compensation Program: Addressing Needs and Improving Practices*, 6th Report, by the Committee on Government Reform, 106th Congress, 2d Session, House Report 106-977, p. 9, (emphasis supplied), <https://www.congress.gov/congressional-report/106th-congress/house-report/977/1>.

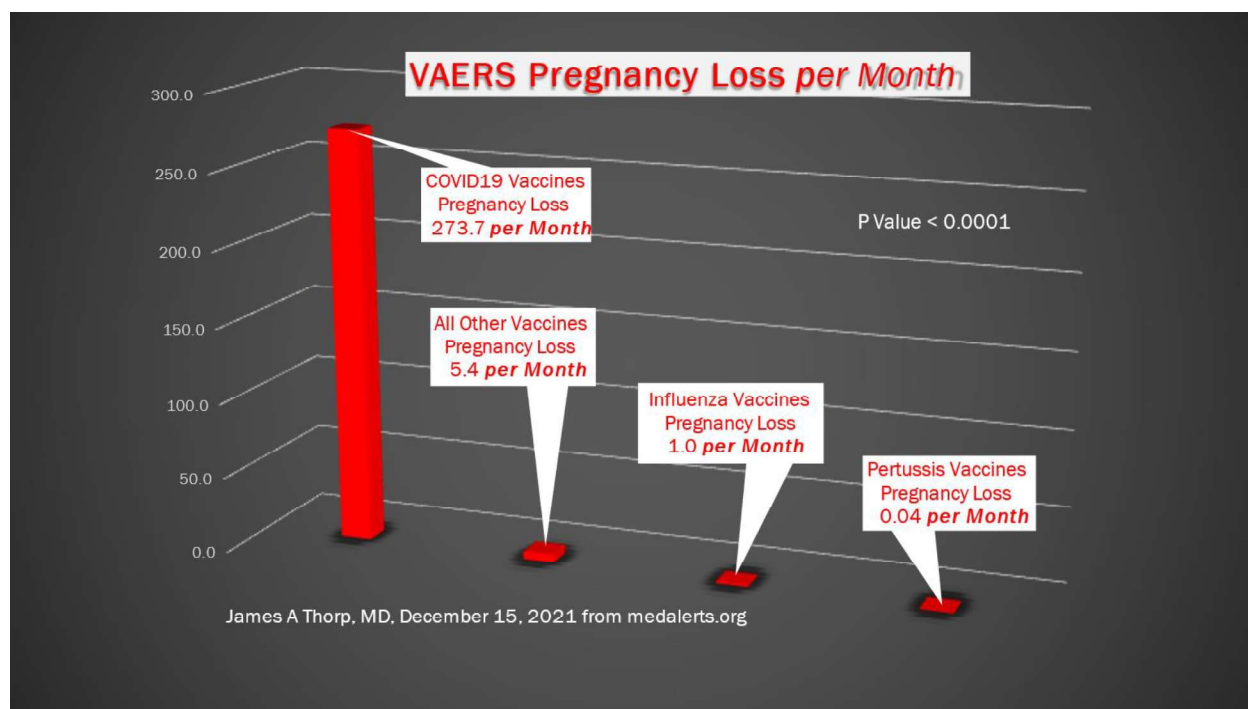
VAERS has shown that the experimental COVID mRNA gene therapy injections have proven to be harmful by any modern safety standards traditionally applied to other vaccines. The '5/50 rule' has always been a 'rule of thumb'; if there are 5 deaths associated with a drug, vaccine or device then a black box warning is issued; if there are 50 deaths the product is immediately removed from the market. Why has ABOG now ignored these long-held safety monitors?

Please see my Power Point slides below from my personal analytics from the CDC/FDA VAERS database via medalerts.org. This was analyzed in conjunction with a Silicon Valley IT expert procurator of this database. In my VAERS analytics I created a six-slide set copied below. I compared 4 bars on the horizontal axis representing the COVID-19 vaccine, all other vaccines in VAERS other than COVID-19 vaccine, the influenza vaccine, and the pertussis vaccine. I purposely reviewed the influenza vaccines and the pertussis vaccines because I have personally reviewed the extensive data with these two vaccines in pregnancy and I believe they might provide a risk / benefit that is potentially favorable for the mother/fetus/newborn/infant. The slides are stratified by vaccine associated deaths, fetal malformations, and pregnancy loss. I purposely avoided spontaneous abortions and fetal deaths individually but included them together in pregnancy loss; I do not believe the VAERS database enterers had our expertise to differentiate between these diagnoses. The COVID-19 deaths, fetal malformations, and pregnancy loss are stunning when compared to all other vaccines in the VAERS registry combined, the influenza vaccines, and the pertussis vaccines. Regardless of how you criticize my analytics they are extremely robust, complete, broad and irrefutable. You are morally, ethically, and legally obligated to follow this verified safety signal.









There are multiple reports from all over the world reporting an increase in fetal deaths, neonatal deaths, and infant deaths. The Scottish data documents a 25% increase among infant deaths. <https://www.nrscotland.gov.uk/statistics-and-data/statistics/statistics-by-theme/vital-events/general-publications/weekly-and-monthly-data-on-births-and-deaths/deaths-involving-coronavirus-covid-19-in-scotland>

There are NO credible safety data that you have in pregnancy. ZERO. The NEJM article has absolutely nothing safe about it; the VSAFE procurement of data is totally irrelevant, unreliable and laughable. The longitudinal study in the very poorly done study lasted less than 8 weeks; last I heard, pregnancy lasted for 40 weeks. This is complete nonsense. There was ZERO newborn follow up. The fact that ABOG would push this vaccine in pregnancy is an abomination and will be the greatest disaster in the history of obstetrics. The article in the *British Journal of Medicine* in November 2021 by Paul D. Thacker whistleblower exposes the major flaws in the data, fraudulent data, manipulation of data and unblinding of the ‘blinded data’ and the fraudulent relationship between Pfizer and the NEJM.

The Editor in Chief of the NEJM, Dr. Eric Rubin, had the unethical audacity to vote in favor of the ‘vaccine’ in children ages 5-11 at the FDA advisory committee, despite being on public record as stating the following: **“We’re never gonna learn about how safe the vaccine is until we start giving it.”**²⁸ This is absolutely the antithesis of the scientific method. At least

²⁸ Scott Morefield, “FDA Panel Member: ‘We’re Never Gonna Learn About How Safe the Vaccine Is Until We Start Giving It’”, TownHall, Oct. 26, 2021, <https://townhall.com/tipsheet/scottmorefield/2021/10/26/fda-panel-member-were-never-gonna-learn-about-how-safe-the-vaccine-is-until-we-start-giving-it-n2598090>.

Dr. Rubin was honest in this case. In the case of pregnant women, he simply published and pushed the vaccine in pregnancy with false and worthless data stamped with the seal of the NEJM which most revere as a false god.

The mainstream medical journals have become increasingly corrupted in the last few decades with unethical entanglements with industry and politicians. How is it that 14 months ago the LANCET published a manuscript with the lead author from Harvard that consisted of completely fraudulent data; it was not manipulated data, it was *completely falsified* for the specific political purpose of doing a ‘hatchet job’ on hydroxychloroquine. The LANCET got caught with their ‘pants down’ and was forced to retract the article, yet the Harvard professor was not punished. And ABOG threatens to destroy their constituents if they spread ‘misinformation’? Why did the LANCET publish this completely fraudulent article? It is pure and simple. They wanted to eliminate an extremely safe and effective drug for the early treatment of COVID-19 so that the pharmaceutical complex could make trillions of dollars on the fraudulent experimental gene therapy. There are thousands of physicians like myself that have been treating COVID-19 very early, effectively and safely with a variety of vitamins, supplements, ivermectin, hydroxychloroquine, azithromycin, doxycycline steroids, and other safe medications. Had the CARTEL not mocked, derided, threatened, censored and persecuted those of us who have been using early outpatient treatment then well over 80% of the deaths and hospitalizations in the US never would have occurred. Hydroxychloroquine has been used for 85 years with billions of doses dispensed and has a higher safety profile than aspirin or acetaminophen. Obstetricians, Maternal Fetal Medicine physicians have used hydroxychloroquine for over 40 years in pregnancy without any adverse effects or teratogenicity noted. Hydroxychloroquine in contrast to the experimental gene therapy is extremely safe and also efficacious in therapy during pregnancy and prophylaxis in pregnancy (400 mg PO once weekly).

Dr. Bhakdi and Dr. Arne Burkhardt explain the basic immunology and unequivocally document the unexpected deaths in Germany are caused by the experimental gene therapy; not by any other causes. As Dr. Bhakdi and Burkhardt explain, death is caused by the autoimmune “self-attack” of T killer lymphocytes in all organs systems throughout the body. He states emphatically that all the gene-based vaccines are killing the young and the old.²⁹

This corruption makes the recent high-profile fraud trial involving Stanford dropout Elizabeth Holmes – who bilked hundreds and millions of dollars out of investors and hoodwinked the likes of James Mattis and Robert Murdoch in connection with lies she weaved when her medical tech startup Theranos failed – look like child’s play. This potential fraud is exponentially worse than the Theranos disaster and amounts to a medical disaster of unparalleled proportions. The Omicron variant exposes the major flaws in any of the COVID-19 vaccines. The vaccine does NOT have positive efficacy; it actually has **NEGATIVE EFFICACY**. It increases viral loads, transmissibility and increases the risk to those vaccinated. This is a disease of the vaccinated, NOT the unvaccinated. The most vaccinated countries in the world have the

²⁹ Dr. Bhakdi Sucharit, “Doctors for Covid Ethics,” posted Dec. 2021 on YouTube, <https://tube.doctors4covidethics.org/videos/watch/bea288f1-2ee5-4b83-b1aa-534c993298b9>.

highest case rates of COVID-19. The most vaccinated states in the USA have the highest rates of COVID-19. How is it that the entire USA NAVY ship the USS Milwaukee had 100% of its crew vaccinated out in the middle of the ocean and it is rendered completely disabled because of a massive COVID-19 break out? How is this possible? The false narratives have fallen apart right in front of everyone's eyes.

The Overwhelming Evidence

In just 12 months from deployment of the COVID 19 vaccine I have reviewed approximately 1,019 references noted below. I would encourage ALL the ABOG staff and examiners to review all these studies, as I have done. After you read all these 1,019 peer-reviewed publications listed below in the references you can come to no other conclusion except that the COVID-19 experimental gene therapy injections are highly morbid and mortal in women of reproductive ages, pregnant women, their offspring and children that will be given this experimental gene therapy injection. The dangers of the COVID-19 experimental gene therapy are irrefutable and ABOG must retract their September 2021 threats and make a strong statement regarding the risks of this experimental gene therapy injection in women of reproductive age and in pregnancy. Please do your due diligence and read these references, as I have done.

I will personally debate anyone in ABOG in a public forum or recorded on Zoom for public consumption. As a matter of fact, I have offered to debate anyone in the world on this topic for a year and I have had no one challenge me, only *ad hominem* attacks. Steve Kirsch has offered \$1,000,000 US currency to anyone in the world that will debate him. Why doesn't ABOG take him up and pocket \$1 million? Here is his phone number: 650-279-1008. He welcomes your call.

This is a perfect storm that will eclipse the disasters of DES and thalidomide and make them look like a sunny day on the beach.

I look forward to working with you and assist you in reversing this madness.

Thank you very much for your time and consideration with this matter.

All The Best,

James A Thorp, MD
Board Certified ObGyn
Board Certified Maternal Fetal Medicine
333 Deer Point Drive
Gulf Breeze, Florida 32561
850 501 8616

REFERENCES

1. Cerebral venous thrombosis after COVID-19 vaccination in the UK: a multicentre cohort study: [https://www.thelancet.com/journals/lancet/article/PIIS0140-6736\(21\)01608-1/](https://www.thelancet.com/journals/lancet/article/PIIS0140-6736(21)01608-1/)
2. Vaccine-induced immune thrombotic thrombocytopenia with disseminated intravascular coagulation and death after ChAdOx1 nCoV-19 vaccination: <https://www.sciencedirect.com/science/article/pii/S1052305721003414> 3.
3. Fatal cerebral hemorrhage after COVID-19 vaccine: <https://pubmed.ncbi.nlm.nih.gov/33928772/>
4. Myocarditis after mRNA vaccination against SARS-CoV-2, a case series: <https://www.sciencedirect.com/science/article/pii/S2666602221000409>
5. Three cases of acute venous thromboembolism in women after vaccination against COVID-19: <https://www.sciencedirect.com/science/article/pii/S2213333X21003929>
6. Acute thrombosis of the coronary tree after vaccination against COVID-19: <https://www.sciencedirect.com/science/article/abs/pii/S1936879821003988>
7. US case reports of cerebral venous sinus thrombosis with thrombocytopenia after vaccination with Ad26.COV2.S (against covid-19), March 2 to April 21, 2020: <https://pubmed.ncbi.nlm.nih.gov/33929487/>
8. Portal vein thrombosis associated with ChAdOx1 nCov-19 vaccine: [https://www.thelancet.com/journals/langas/article/PIIS2468-1253\(21\)00197-7/](https://www.thelancet.com/journals/langas/article/PIIS2468-1253(21)00197-7/)
9. Management of cerebral and splanchnic vein thrombosis associated with thrombocytopenia in subjects previously vaccinated with Vaxzevria (AstraZeneca): position statement of the Italian Society for the Study of Hemostasis and Thrombosis (SISST): <https://pubmed.ncbi.nlm.nih.gov/33871350/>
10. Vaccine-induced immune thrombotic thrombocytopenia and cerebral venous sinus thrombosis after vaccination with COVID-19; a systematic review: <https://www.sciencedirect.com/science/article/pii/S0022510X21003014>
11. Thrombosis with thrombocytopenia syndrome associated with COVID-19 vaccines: <https://www.sciencedirect.com/science/article/abs/pii/S0735675721004381>
12. Covid-19 vaccine-induced thrombosis and thrombocytopenia: a commentary on an important and practical clinical dilemma: <https://www.sciencedirect.com/science/article/abs/pii/S0033062021000505>
13. Thrombosis with thrombocytopenia syndrome associated with COVID-19 viral vector vaccines: <https://www.sciencedirect.com/science/article/abs/pii/S0953620521001904>

14. COVID-19 vaccine-induced immune-immune thrombotic thrombocytopenia: an emerging cause of splanchnic vein thrombosis: <https://www.sciencedirect.com/science/article/pii/S1665268121000557>
15. The roles of platelets in COVID-19-associated coagulopathy and vaccine-induced immune thrombotic immune thrombocytopenia (covid): <https://www.sciencedirect.com/science/article/pii/S1050173821000967>
16. Roots of autoimmunity of thrombotic events after COVID-19 vaccination: <https://www.sciencedirect.com/science/article/abs/pii/S1568997221002160>
17. Cerebral venous sinus thrombosis after vaccination: the United Kingdom experience: [https://www.thelancet.com/journals/lancet/article/PIIS0140-6736\(21\)01788-8/fulltext](https://www.thelancet.com/journals/lancet/article/PIIS0140-6736(21)01788-8/fulltext)
18. Thrombotic immune thrombocytopenia induced by SARS-CoV-2 vaccine: <https://www.nejm.org/doi/full/10.1056/nejme2106315>
19. Myocarditis after immunization with COVID-19 mRNA vaccines in members of the US military. This article reports that in “23 male patients, including 22 previously healthy military members, myocarditis was identified within 4 days after receipt of the vaccine”: <https://jamanetwork.com/journals/jamacardiology/fullarticle/2781601>
20. Thrombosis and thrombocytopenia after vaccination with ChAdOx1 nCoV-19: https://www.nejm.org/doi/full/10.1056/NEJMoa2104882?query=recirc_curatedRelated_article
21. Association of myocarditis with the BNT162b2 messenger RNA COVID-19 vaccine in a case series of children: <https://pubmed.ncbi.nlm.nih.gov/34374740/>
22. Thrombotic thrombocytopenia after vaccination with ChAdOx1 nCov-19: https://www.nejm.org/doi/full/10.1056/NEJMoa2104840?query=recirc_curatedRelated_article
23. Post-mortem findings in vaccine-induced thrombotic thrombocytopenia (covid-19): <https://haematologica.org/article/view/haematol.2021.279075>
24. Thrombocytopenia, including immune thrombocytopenia after receiving COVID-19 mRNA vaccines reported to the Vaccine Adverse Event Reporting System (VAERS): <https://www.sciencedirect.com/science/article/pii/S0264410X21005247>
25. Acute symptomatic myocarditis in seven adolescents after Pfizer-BioNTech COVID-19 vaccination: <https://pediatrics.aappublications.org/content/early/2021/06/04/peds.2021-052478>

26. Aphasia seven days after the second dose of an mRNA-based SARS-CoV-2 vaccine. Brain MRI revealed an intracerebral hemorrhage (ICBH) in the left temporal lobe in a 52-year-old man. <https://www.sciencedirect.com/science/article/pii/S2589238X21000292#f0005>
27. Comparison of vaccine-induced thrombotic episodes between ChAdOx1 nCoV-19 and Ad26.COV.2.S vaccines: <https://www.sciencedirect.com/science/article/abs/pii/S0896841121000895>
28. Hypothesis behind the very rare cases of thrombosis with thrombocytopenia syndrome after SARS-CoV-2 vaccination: <https://www.sciencedirect.com/science/article/abs/pii/S0049384821003315>
29. Blood clots and bleeding episodes after BNT162b2 and ChAdOx1 nCoV-19 vaccination: analysis of European data: <https://www.sciencedirect.com/science/article/pii/S0896841121000937>
30. Cerebral venous thrombosis after BNT162b2 mRNA SARS-CoV-2 vaccine: <https://www.sciencedirect.com/science/article/abs/pii/S1052305721003098>
31. Primary adrenal insufficiency associated with thrombotic immune thrombocytopenia induced by the Oxford-AstraZeneca ChAdOx1 nCoV-19 vaccine (VITT): <https://www.sciencedirect.com/science/article/pii/S0953620521002363>
32. Myocarditis and pericarditis after vaccination with COVID-19 mRNA: practical considerations for care providers: <https://www.sciencedirect.com/science/article/pii/S0828282X21006243>
33. “Portal vein thrombosis occurring after the first dose of SARS-CoV-2 mRNA vaccine in a patient with antiphospholipid syndrome”: <https://www.sciencedirect.com/science/article/pii/S2666572721000389>
34. Early results of bivalirudin treatment for thrombotic thrombocytopenia and cerebral venous sinus thrombosis after vaccination with Ad26.COV2.S: <https://www.sciencedirect.com/science/article/pii/S0196064421003425>
35. Myocarditis, pericarditis and cardiomyopathy after COVID-19 vaccination: <https://www.sciencedirect.com/science/article/pii/S1443950621011562>
36. Mechanisms of immunothrombosis in vaccine-induced thrombotic thrombocytopenia (VITT) compared to natural SARS-CoV-infection: <https://www.sciencedirect.com/science/article/abs/pii/S0896841121000706>
37. Prothrombotic immune thrombocytopenia after COVID-19 vaccination: <https://www.sciencedirect.com/science/article/pii/S0006497121009411>

38. Vaccine-induced thrombotic thrombocytopenia: the dark chapter of a success story: <https://www.sciencedirect.com/science/article/pii/S2589936821000256>
39. Cerebral venous sinus thrombosis negative for anti-PF4 antibody without thrombocytopenia after immunization with COVID-19 vaccine in a non-comorbid elderly Indian male treated with conventional heparin-warfarin based anticoagulation: <https://www.sciencedirect.com/science/article/pii/S1871402121002046>
40. Thrombosis after COVID-19 vaccination: possible link to ACE pathways: <https://www.sciencedirect.com/science/article/pii/S0049384821004369>
41. Cerebral venous sinus thrombosis in the U.S. population after SARS-CoV-2 vaccination with adenovirus and after COVID-19: <https://www.sciencedirect.com/science/article/pii/S0735109721051949>
42. A rare case of a middle-aged Asian male with cerebral venous thrombosis after AstraZeneca COVID-19 vaccination: <https://www.sciencedirect.com/science/article/pii/S0735675721005714>
43. Cerebral venous sinus thrombosis and thrombocytopenia after COVID-19 vaccination: report of two cases in the United Kingdom: <https://www.sciencedirect.com/science/article/abs/pii/S088915912100163X>
44. Immune thrombocytopenic purpura after vaccination with COVID-19 vaccine (ChAdOx1 nCov-19): <https://www.sciencedirect.com/science/article/abs/pii/S0006497121013963>.
45. Antiphospholipid antibodies and risk of thrombophilia after COVID-19 vaccination: the straw that breaks the camel's back?: <https://docs.google.com/document/d/1XzajasO8VMMnC3CdxSBKks1o7kiOLXFQ>
46. Vaccine-induced thrombotic thrombocytopenia, a rare but severe case of friendly fire in the battle against the COVID-19 pandemic: What pathogenesis?: <https://www.sciencedirect.com/science/article/pii/S0953620521002314>
47. Diagnostic-therapeutic recommendations of the ad-hoc FACME expert working group on the management of cerebral venous thrombosis related to COVID-19 vaccination: <https://www.sciencedirect.com/science/article/pii/S0213485321000839>
48. Thrombocytopenia and intracranial venous sinus thrombosis after exposure to the "AstraZeneca COVID-19 vaccine": <https://pubmed.ncbi.nlm.nih.gov/33918932/>
49. Thrombocytopenia following Pfizer and Moderna SARS-CoV-2 vaccination: <https://pubmed.ncbi.nlm.nih.gov/33606296/>

50. Severe and refractory immune thrombocytopenia occurring after SARS-CoV-2 vaccination: <https://pubmed.ncbi.nlm.nih.gov/33854395/>
51. Purpuric rash and thrombocytopenia after mRNA-1273 (Modern) COVID-19 vaccine: <https://www.ncbi.nlm.nih.gov/pmc/articles/PMC7996471/>
52. COVID-19 vaccination: information on the occurrence of arterial and venous thrombosis using data from VigiBase: <https://pubmed.ncbi.nlm.nih.gov/33863748/>
53. Cerebral venous thrombosis associated with the covid-19 vaccine in Germany: <https://onlinelibrary.wiley.com/doi/10.1002/ana.26172>
54. Cerebral venous thrombosis following BNT162b2 mRNA vaccination of BNT162b2 against SARS-CoV-2: a black swan event: <https://pubmed.ncbi.nlm.nih.gov/34133027/>
55. The importance of recognizing cerebral venous thrombosis following anti-COVID-19 vaccination: <https://pubmed.ncbi.nlm.nih.gov/34001390/>
56. Thrombosis with thrombocytopenia after messenger RNA vaccine - 1273: <https://pubmed.ncbi.nlm.nih.gov/34181446/>
57. Blood clots and bleeding after BNT162b2 and ChAdOx1 nCoV-19 vaccination: an analysis of European data: <https://pubmed.ncbi.nlm.nih.gov/34174723/>
58. First dose of ChAdOx1 and BNT162b2 COVID-19 vaccines and thrombocytopenic, thromboembolic, and hemorrhagic events in Scotland: <https://www.nature.com/articles/s41591-021-01408-4>
59. Exacerbation of immune thrombocytopenia after COVID-19 vaccination: <https://pubmed.ncbi.nlm.nih.gov/34075578/>
60. First report of a de novo iTTP episode associated with a COVID-19 mRNA-based anti-COVID-19 vaccine: <https://pubmed.ncbi.nlm.nih.gov/34105244/>
61. PF4 immunoassays in vaccine-induced thrombotic thrombocytopenia: <https://www.nejm.org/doi/full/10.1056/NEJMc2106383>
62. Antibody epitopes in vaccine-induced immune thrombotic thrombocytopenia: <https://www.nature.com/articles/s41586-021-03744-4>
63. Myocarditis with COVID-19 mRNA vaccines: <https://www.ahajournals.org/doi/pdf/10.1161/CIRCULATIONAHA.121.056135>
64. Myocarditis and pericarditis after COVID-19 vaccination: <https://jamanetwork.com/journals/jama/fullarticle/2782900>

65. Myocarditis temporally associated with COVID-19 vaccination: <https://www.ahajournals.org/doi/pdf/10.1161/CIRCULATIONAHA.121.055891>.
66. COVID-19 Vaccination Associated with Myocarditis in Adolescents: <https://pediatrics.aappublications.org/content/pediatrics/early/2021/08/12/peds.2021-053427.full.pdf>
67. Acute myocarditis after administration of BNT162b2 vaccine against COVID-19: <https://pubmed.ncbi.nlm.nih.gov/33994339/>
68. Temporal association between COVID-19 vaccine Ad26.COV2.S and acute myocarditis: case report and review of the literature: <https://www.sciencedirect.com/science/article/pii/S1553838921005789>
69. COVID-19 vaccine-induced myocarditis: a case report with review of the literature: <https://www.sciencedirect.com/science/article/pii/S1871402121002253>
70. Potential association between COVID-19 vaccine and myocarditis: clinical and CMR findings: <https://www.sciencedirect.com/science/article/pii/S1936878X2100485X>
71. Recurrence of acute myocarditis temporally associated with receipt of coronavirus mRNA disease vaccine 2019 (COVID-19) in a male adolescent: <https://www.sciencedirect.com/science/article/pii/S002234762100617X>
72. Fulminant myocarditis and systemic hyper inflammation temporally associated with BNT162b2 COVID-19 mRNA vaccination in two patients: <https://www.sciencedirect.com/science/article/pii/S0167527321012286>.
73. Acute myocarditis after administration of BNT162b2 vaccine: <https://www.sciencedirect.com/science/article/pii/S2214250921001530>
74. Lymphohistocytic myocarditis after vaccination with COVID-19 Ad26.COV2.S viral vector: <https://www.sciencedirect.com/science/article/pii/S2352906721001573>
75. Myocarditis following vaccination with BNT162b2 in a healthy male: <https://www.sciencedirect.com/science/article/pii/S0735675721005362>
76. Acute myocarditis after Comirnaty (Pfizer) vaccination in a healthy male with previous SARS-CoV-2 infection: <https://www.sciencedirect.com/science/article/pii/S1930043321005549>
77. Myopericarditis after Pfizer mRNA COVID-19 vaccination in adolescents: <https://www.sciencedirect.com/science/article/pii/S002234762100665X>

79. Pericarditis after administration of BNT162b2 mRNA COVID-19 mRNA vaccine: <https://www.sciencedirect.com/science/article/pii/S1885585721002218>
80. Acute myocarditis after vaccination with SARS-CoV-2 mRNA-1273 mRNA: <https://www.sciencedirect.com/science/article/pii/S2589790X21001931>
81. Temporal relationship between the second dose of BNT162b2 mRNA Covid-19 vaccine and cardiac involvement in a patient with previous SARS-COV-2 infection: <https://www.sciencedirect.com/science/article/pii/S2352906721000622>
82. Myopericarditis after vaccination with COVID-19 mRNA in adolescents 12 to 18 years of age: <https://www.sciencedirect.com/science/article/pii/S0022347621007368>
83. Acute myocarditis after SARS-CoV-2 vaccination in a 24-year-old man: <https://www.sciencedirect.com/science/article/pii/S0870255121003243>
84. Important information on myopericarditis after vaccination with Pfizer COVID-19 mRNA in adolescents: <https://www.sciencedirect.com/science/article/pii/S0022347621007496>
85. A series of patients with myocarditis after vaccination against SARS-CoV-2 with mRNA-1279 and BNT162b2: <https://www.sciencedirect.com/science/article/pii/S1936878X21004861>
86. Takotsubo cardiomyopathy after vaccination with mRNA COVID-19: <https://www.sciencedirect.com/science/article/pii/S1443950621011331>
87. COVID-19 mRNA vaccination and myocarditis: <https://pubmed.ncbi.nlm.nih.gov/34268277/>
88. COVID-19 vaccine and myocarditis: <https://pubmed.ncbi.nlm.nih.gov/34399967/>
89. Epidemiology and clinical features of myocarditis/pericarditis before the introduction of COVID-19 mRNA vaccine in Korean children: a multicenter study <https://search.bvsalud.org/global-literature-on-novel-coronavirus-2019-ncov/resource/en/covidwho-1360706>.
90. COVID-19 vaccines and myocarditis: <https://pubmed.ncbi.nlm.nih.gov/34246566/>
91. Myocarditis and other cardiovascular complications of COVID-19 mRNA-based COVID-19 vaccines <https://www.cureus.com/articles/61030-myocarditis-and-other-cardiovascular-complications-of-the-mrna-based-covid-19-vaccines>

92. Myocarditis, pericarditis, and cardiomyopathy after COVID-19 vaccination: <https://pubmed.ncbi.nlm.nih.gov/34340927/>
93. Myocarditis with covid-19 mRNA vaccines: <https://www.ahajournals.org/doi/10.1161/CIRCULATIONAHA.121.056135>
94. Association of myocarditis with COVID-19 mRNA vaccine in children: <https://media.jamanetwork.com/news-item/association-of-myocarditis-with-mrna-co-vid-19-vaccine-in-children/>
95. Association of myocarditis with COVID-19 messenger RNA vaccine BNT162b2 in a case series of
96. children: <https://jamanetwork.com/journals/jamacardiology/fullarticle/2783052>
97. Myocarditis after immunization with COVID-19 mRNA vaccines in members of the U.S. military: <https://jamanetwork.com/journals/jamacardiology/fullarticle/2781601%5C>
98. Myocarditis occurring after immunization with COVID-19 mRNA-based COVID-19 vaccines: <https://jamanetwork.com/journals/jamacardiology/fullarticle/2781600>
99. Myocarditis following immunization with Covid-19 mRNA: <https://www.nejm.org/doi/full/10.1056/NEJMc2109975>
100. Patients with acute myocarditis after vaccination with COVID-19 mRNA: <https://jamanetwork.com/journals/jamacardiology/fullarticle/2781602>
101. Myocarditis associated with vaccination with COVID-19 mRNA: <https://pubs.rsna.org/doi/10.1148/radiol.2021211430>
102. Symptomatic Acute Myocarditis in 7 Adolescents after Pfizer-BioNTech COVID-19
103. Vaccination: <https://pediatrics.aappublications.org/content/148/3/e2021052478>
104. Cardiovascular magnetic resonance imaging findings in young adult patients with acute myocarditis after COVID-19 mRNA vaccination: a case series: <https://jcmr-online.biomedcentral.com/articles/10.1186/s12968-021-00795-4>
105. Clinical Guidance for Young People with Myocarditis and Pericarditis after Vaccination with COVID-19
106. mRNA: <https://www.cps.ca/en/documents/position/clinical-guidance-for-youth-with-myocarditis-and-pericarditis>
107. Cardiac imaging of acute myocarditis after vaccination with COVID-19 mRNA: <https://pubmed.ncbi.nlm.nih.gov/34402228/>
108. Case report: acute myocarditis after second dose of mRNA-1273 SARS-CoV-2 mRNA vaccine: <https://academic.oup.com/ehjcr/article/5/8/ytac319/6339567>

109. Myocarditis / pericarditis associated with COVID-19
vaccine: https://science.gc.ca/eic/site/063.nsf/eng/h_98291.html
110. Transient cardiac injury in adolescents receiving the BNT162b2 mRNA COVID-19
vaccine: https://journals.lww.com/pidj/Abstract/9000/Transient_Cardiac_Injury_in_Adolescents_Receiving.95800.aspx
111. Perimyocarditis in adolescents after Pfizer-BioNTech COVID-19
vaccine: <https://academic.oup.com/jpids/advance-article/doi/10.1093/jpids/piab060/6329543>
112. The new COVID-19 mRNA vaccine platform and myocarditis: clues to the possible underlying mechanism: <https://pubmed.ncbi.nlm.nih.gov/34312010/>
113. Acute myocardial injury after COVID-19 vaccination: a case report and review of current evidence from the Vaccine Adverse Event Reporting System database: <https://pubmed.ncbi.nlm.nih.gov/34219532/>
114. Be alert to the risk of adverse cardiovascular events after COVID-19 vaccination: <https://www.xiahepublishing.com/m/2472-0712/ERHM-2021-00033>
115. Myocarditis associated with COVID-19 vaccination: echocardiographic, cardiac tomography, and magnetic resonance imaging findings: <https://www.ahajournals.org/doi/10.1161/CIRCIMAGING.121.013236>
116. In-depth evaluation of a case of presumed myocarditis after the second dose of COVID-19 mRNA
vaccine: <https://www.ahajournals.org/doi/10.1161/CIRCULATIONAHA.121.056038>
117. Occurrence of acute infarct-like myocarditis after COVID-19 vaccination: just an accidental coincidence or rather a vaccination-associated autoimmune myocarditis?: <https://pubmed.ncbi.nlm.nih.gov/34333695/>
118. Recurrence of acute myocarditis temporally associated with receipt of coronavirus mRNA disease vaccine 2019 (COVID-19) in a male adolescent: <https://www.ncbi.nlm.nih.gov/pmc/articles/PMC8216855/>
119. Myocarditis after SARS-CoV-2 vaccination: a vaccine-induced reaction?: <https://pubmed.ncbi.nlm.nih.gov/34118375/>
120. Self-limited myocarditis presenting with chest pain and ST-segment elevation in adolescents after vaccination with the BNT162b2 mRNA
vaccine: <https://pubmed.ncbi.nlm.nih.gov/34180390/>

121. Myopericarditis in a previously healthy adolescent male after COVID-19 vaccination: Case report: <https://pubmed.ncbi.nlm.nih.gov/34133825/>
122. Biopsy-proven lymphocytic myocarditis after first COVID-19 mRNA vaccination in a 40-year-old man: case report: <https://pubmed.ncbi.nlm.nih.gov/34487236/>
123. Insights from a murine model of COVID-19 mRNA vaccine-induced myopericarditis: could accidental intravenous injection of a vaccine induce myopericarditis <https://academic.oup.com/cid/advance-article/doi/10.1093/cid/ciab741/6359059>
124. Unusual presentation of acute perimyocarditis after modern SARS-CoV-2 mRNA-1237 vaccination: <https://pubmed.ncbi.nlm.nih.gov/34447639/>
125. Perimyocarditis after the first dose of mRNA-1273 SARS-CoV-2 (Modern) mRNA-1273 vaccine in a young healthy male: case report: <https://bmccardiovascdisord.biomedcentral.com/articles/10.1186/s12872-021-02183>
126. Acute myocarditis after the second dose of SARS-CoV-2 vaccine: serendipity or causal relationship: <https://pubmed.ncbi.nlm.nih.gov/34236331/>
127. Rhabdomyolysis and fasciitis induced by the COVID-19 mRNA vaccine: <https://pubmed.ncbi.nlm.nih.gov/34435250/>
128. COVID-19 vaccine-induced rhabdomyolysis: case report with literature review: <https://pubmed.ncbi.nlm.nih.gov/34186348/>.
129. GM1 ganglioside antibody and COVID-19-related Guillain Barre syndrome: case report, systemic review, and implications for vaccine development: <https://www.sciencedirect.com/science/article/pii/S2666354621000065>
130. Guillain-Barré syndrome after AstraZeneca COVID-19 vaccination: causal or casual association: <https://www.sciencedirect.com/science/article/pii/S0303846721004169>
131. Sensory Guillain-Barré syndrome after ChAdOx1 nCov-19 vaccine: report of two cases and review of the literature: <https://www.sciencedirect.com/science/article/pii/S0165572821002186>
132. Guillain-Barré syndrome after the first dose of SARS-CoV-2 vaccine: a temporary occurrence, not a causal association: <https://www.sciencedirect.com/science/article/pii/S2214250921000998>.

133. Guillain-Barré syndrome presenting as facial diplegia after vaccination with COVID-19: a case
report: <https://www.sciencedirect.com/science/article/pii/S0736467921006442>
134. Guillain-Barré syndrome after the first injection of ChAdOx1 nCoV-19 vaccine: first report: <https://www.sciencedirect.com/science/article/pii/S0035378721005853>.
135. SARS-CoV-2 vaccines are not safe for those with Guillain-Barre syndrome following vaccination: <https://www.sciencedirect.com/science/article/pii/S2049080121005343>
136. Acute hyperactive encephalopathy following COVID-19 vaccination with dramatic response to methylprednisolone: a case
report: <https://www.sciencedirect.com/science/article/pii/S2049080121007536>
137. Facial nerve palsy following administration of COVID-19 mRNA vaccines: analysis of self-report
database: <https://www.sciencedirect.com/science/article/pii/S1201971221007049>
138. Neurological symptoms and neuroimaging alterations related to COVID-19 vaccine: cause or coincidence: <https://www.sciencedirect.com/science/article/pii/S0899707121003557>.
139. New-onset refractory status epilepticus after ChAdOx1 nCoV-19 vaccination: <https://www.sciencedirect.com/science/article/pii/S0165572821001569>
140. Acute myelitis and ChAdOx1 nCoV-19 vaccine: coincidental or causal association: <https://www.sciencedirect.com/science/article/pii/S0165572821002137>
141. Bell's palsy and SARS-CoV-2 vaccines: an unfolding story: <https://www.sciencedirect.com/science/article/pii/S1473309921002735>
142. Bell's palsy after the second dose of the Pfizer COVID-19 vaccine in a patient with a history of recurrent Bell's palsy: <https://www.sciencedirect.com/science/article/pii/S266635462100020X>
143. Acute-onset central serous retinopathy after immunization with COVID-19 mRNA vaccine: <https://www.sciencedirect.com/science/article/pii/S2451993621001456>.
144. Bell's palsy after COVID-19 vaccination: case report: <https://www.sciencedirect.com/science/article/pii/S217358082100122X>.
145. An academic hospital experience assessing the risk of COVID-19 mRNA vaccine using patient's allergy history: <https://www.sciencedirect.com/science/article/pii/S2213219821007972>

146. COVID-19 vaccine-induced axillary and pectoral lymphadenopathy in PET: <https://www.sciencedirect.com/science/article/pii/S1930043321002612>
147. ANCA-associated vasculitis after Pfizer-BioNTech COVID-19 vaccine: <https://www.sciencedirect.com/science/article/pii/S0272638621007423>
148. Late cutaneous reactions after administration of COVID-19 mRNA vaccines: <https://www.sciencedirect.com/science/article/pii/S2213219821007996>
149. COVID-19 vaccine-induced rhabdomyolysis: case report with review of the literature: <https://www.sciencedirect.com/science/article/pii/S1871402121001880>
150. Clinical and pathologic correlates of skin reactions to COVID-19 vaccine, including V-REPP: a registry-based study: <https://www.sciencedirect.com/science/article/pii/S0190962221024427>
151. Thrombosis with thrombocytopenia syndrome associated with COVID-19 vaccines: <https://www.sciencedirect.com/science/article/abs/pii/S0735675721004381>.
152. COVID-19 vaccine-associated anaphylaxis: a statement from the Anaphylaxis Committee of the World Allergy Organization: <https://www.sciencedirect.com/science/article/pii/S1939455121000119>.
153. Cerebral venous sinus thrombosis negative for anti-PF4 antibody without thrombocytopenia after immunization with COVID-19 vaccine in an elderly, non-comorbid Indian male treated with conventional heparin-warfarin-based anticoagulation: <https://www.sciencedirect.com/science/article/pii/S1871402121002046>.
154. Acute myocarditis after administration of BNT162b2 vaccine against COVID-19: <https://www.sciencedirect.com/science/article/abs/pii/S188558572100133X>
155. Blood clots and bleeding after BNT162b2 and ChAdOx1 nCoV-19 vaccine: an analysis of European data: <https://www.sciencedirect.com/science/article/pii/S0896841121000937>.
156. Immune thrombocytopenia associated with Pfizer-BioNTech's COVID-19 BNT162b2 mRNA vaccine: <https://www.sciencedirect.com/science/article/pii/S2214250921002018>.
157. Bullous drug eruption after the second dose of COVID-19 mRNA-1273 (Moderna) vaccine: Case report: <https://www.sciencedirect.com/science/article/pii/S1876034121001878>.
158. COVID-19 RNA-based vaccines and the risk of prion disease: <https://scivisionpub.com/pdfs/covid19rna-based-vaccines-and-the-risk-of-prion-disease-1503.pdf>

159. This study notes that 115 pregnant women lost their babies, out of 827 who participated in a study on the safety of covid-19 vaccines: <https://www.nejm.org/doi/full/10.1056/NEJMoa2104983>.
160. Process-related impurities in the ChAdOx1 nCov-19 vaccine: <https://www.researchsquare.com/article/rs-477964/v1>
161. COVID-19 mRNA vaccine causing CNS inflammation: a case series: <https://link.springer.com/article/10.1007/s00415-021-10780-7>
162. Allergic reactions, including anaphylaxis, after receiving the first dose of the Pfizer-BioNTech COVID-19 vaccine: <https://pubmed.ncbi.nlm.nih.gov/33475702/>
163. Allergic reactions to the first COVID-19 vaccine: a potential role of polyethylene glycol: <https://pubmed.ncbi.nlm.nih.gov/33320974/>
164. Pfizer Vaccine Raises Allergy Concerns: <https://pubmed.ncbi.nlm.nih.gov/33384356/>
165. Allergic reactions, including anaphylaxis, after receiving the first dose of Pfizer-BioNTech COVID-19 vaccine – United States, December 14-23, 2020: <https://pubmed.ncbi.nlm.nih.gov/33444297/>
166. Allergic reactions, including anaphylaxis, after receiving first dose of Modern COVID-19 vaccine – United States, December 21, 2020-January 10, 2021: <https://pubmed.ncbi.nlm.nih.gov/33507892/>
167. Reports of anaphylaxis after coronavirus disease vaccination 2019, South Korea, February 26-April 30, 2021: <https://pubmed.ncbi.nlm.nih.gov/34414880/>
168. Reports of anaphylaxis after receiving COVID-19 mRNA vaccines in the U.S.- Dec 14, 2020-Jan 18, 2021: <https://pubmed.ncbi.nlm.nih.gov/33576785/>
169. Immunization practices and risk of anaphylaxis: a current, comprehensive update of COVID-19 vaccination data: <https://pubmed.ncbi.nlm.nih.gov/34269740/>
170. Relationship between pre-existing allergies and anaphylactic reactions following administration of COVID-19 mRNA vaccine: <https://pubmed.ncbi.nlm.nih.gov/34215453/>
171. Anaphylaxis Associated with COVID-19 mRNA Vaccines: Approach to Allergy Research: <https://pubmed.ncbi.nlm.nih.gov/33932618/>
172. Severe Allergic Reactions after COVID-19 Vaccination with the Pfizer / BioNTech Vaccine in Great Britain and the USA: Position Statement of the German

Allergy Societies: German Medical Association of Allergologists (AeDA), German Society for Allergology and Clinical Immunology (DGAKI) and Society for Pediatric Allergology and Environmental Medicine (GPA): <https://pubmed.ncbi.nlm.nih.gov/33643776/>

173. Allergic reactions and anaphylaxis to LNP-based COVID-19 vaccines: <https://pubmed.ncbi.nlm.nih.gov/33571463/>
174. Reported orofacial adverse effects from COVID-19 vaccines: the known and the unknown: <https://pubmed.ncbi.nlm.nih.gov/33527524/>
175. Cutaneous adverse effects of available COVID-19 vaccines: <https://pubmed.ncbi.nlm.nih.gov/34518015/>
176. Cumulative adverse event report of anaphylaxis following injections of COVID-19 mRNA vaccine (Pfizer-BioNTech) in Japan: the first month report: <https://pubmed.ncbi.nlm.nih.gov/34347278/>
177. COVID-19 vaccines increase the risk of anaphylaxis: <https://pubmed.ncbi.nlm.nih.gov/33685103/>
178. Biphasic anaphylaxis after exposure to the first dose of the Pfizer-BioNTech COVID-19 mRNA vaccine COVID-19: <https://pubmed.ncbi.nlm.nih.gov/34050949/>
179. Allergenic components of the mRNA-1273 vaccine for COVID-19: possible involvement of polyethylene glycol and IgG-mediated complement activation: <https://pubmed.ncbi.nlm.nih.gov/33657648/>
180. Polyethylene glycol (PEG) is a cause of anaphylaxis to Pfizer / BioNTech mRNA COVID-19 vaccine: <https://pubmed.ncbi.nlm.nih.gov/33825239/>
181. Acute allergic reactions to COVID-19 mRNA vaccines: <https://pubmed.ncbi.nlm.nih.gov/33683290/>
182. Polyethylene glycol allergy of the SARS CoV2 vaccine recipient: case report of a young adult recipient and management of future exposure to SARS-CoV2: <https://pubmed.ncbi.nlm.nih.gov/33919151/>
183. Elevated rates of anaphylaxis after vaccination with Pfizer BNT162b2 mRNA vaccine against COVID-19 in Japanese healthcare workers; a secondary analysis of initial post-approval safety data: <https://pubmed.ncbi.nlm.nih.gov/34128049/>
184. Allergic reactions and adverse events associated with administration of mRNA-based vaccines. A health system experience: <https://pubmed.ncbi.nlm.nih.gov/34474708/>

185. Allergic reactions to COVID-19 vaccines: statement of the Belgian Society of Allergy and Clinical Immunology (BelSACI): <https://www.tandfonline.com/doi/abs/10.1080/17843286.2021.1909447>
186. IgE-mediated allergy to polyethylene glycol (PEG) as a cause of anaphylaxis to COVID-19 mRNA vaccines: <https://pubmed.ncbi.nlm.nih.gov/34318537/>
187. Allergic reactions after COVID-19 vaccination: putting the risk in perspective: <https://pubmed.ncbi.nlm.nih.gov/34463751/>
188. Anaphylactic reactions to COVID-19 mRNA vaccines: a call for further studies: <https://pubmed.ncbi.nlm.nih.gov/33846043/> 188.
189. Risk of severe allergic reactions to COVID-19 vaccines among patients with allergic skin disease: practical recommendations. An ETFAD position statement with external experts: <https://pubmed.ncbi.nlm.nih.gov/33752263/>
190. COVID-19 vaccine and death: causality algorithm according to the WHO eligibility diagnosis: <https://pubmed.ncbi.nlm.nih.gov/34073536/>
191. Fatal brain hemorrhage after COVID-19 vaccine: <https://pubmed.ncbi.nlm.nih.gov/33928772/>
192. A case series of skin reactions to COVID-19 vaccine in the Department of Dermatology at Loma Linda University: <https://pubmed.ncbi.nlm.nih.gov/34423106/>
193. Skin reactions reported after Moderna and Pfizer's COVID-19 vaccination: a study based on a registry of 414 cases: <https://pubmed.ncbi.nlm.nih.gov/33838206/>
194. Clinical and pathologic correlates of skin reactions to COVID-19 vaccine, including V-REPP: a registry-based study: <https://pubmed.ncbi.nlm.nih.gov/34517079/>
195. Skin reactions after vaccination against SARS-COV-2: a nationwide Spanish cross-sectional study of 405 cases: <https://pubmed.ncbi.nlm.nih.gov/34254291/>
196. Varicella zoster virus and herpes simplex virus reactivation after vaccination with COVID-19: review of 40 cases in an international dermatologic registry: <https://pubmed.ncbi.nlm.nih.gov/34487581/>
197. Immune thrombosis and thrombocytopenia (VITT) associated with the COVID-19 vaccine: diagnostic and therapeutic recommendations for a new syndrome: <https://pubmed.ncbi.nlm.nih.gov/33987882/>
198. Laboratory testing for suspicion of COVID-19 vaccine-induced thrombotic (immune) thrombocytopenia: <https://pubmed.ncbi.nlm.nih.gov/34138513/>

199. Intracerebral hemorrhage due to thrombosis with thrombocytopenia syndrome after COVID-19 vaccination: the first fatal case in Korea: <https://pubmed.ncbi.nlm.nih.gov/34402235/>
200. Risk of thrombocytopenia and thromboembolism after covid-19 vaccination and positive SARS-CoV-2 tests: self-controlled case series study: <https://pubmed.ncbi.nlm.nih.gov/34446426/>
201. Vaccine-induced immune thrombotic thrombocytopenia and cerebral venous sinus thrombosis after covid-19 vaccination; a systematic review: <https://pubmed.ncbi.nlm.nih.gov/34365148/>.
202. Nerve and muscle adverse events after vaccination with COVID-19: a systematic review and meta-analysis of clinical trials: <https://pubmed.ncbi.nlm.nih.gov/34452064/>.
203. A rare case of cerebral venous thrombosis and disseminated intravascular coagulation temporally associated with administration of COVID-19 vaccine: <https://pubmed.ncbi.nlm.nih.gov/33917902/>
204. Primary adrenal insufficiency associated with thrombotic immune thrombocytopenia induced by Oxford-AstraZeneca ChAdOx1 nCoV-19 vaccine (VITT): <https://pubmed.ncbi.nlm.nih.gov/34256983/>
205. Acute cerebral venous thrombosis and pulmonary artery embolism associated with the COVID-19 vaccine: <https://pubmed.ncbi.nlm.nih.gov/34247246/>.
206. Thromboaspiration infusion and fibrinolysis for portomesenteric thrombosis after administration of AstraZeneca COVID-19 vaccine: <https://pubmed.ncbi.nlm.nih.gov/34132839/>
207. 59-year-old woman with extensive deep venous thrombosis and pulmonary thromboembolism 7 days after a first dose of Pfizer-BioNTech BNT162b2 mRNA vaccine COVID-19: <https://pubmed.ncbi.nlm.nih.gov/34117206/>
208. Cerebral venous thrombosis and vaccine-induced thrombocytopenia.a. Oxford-AstraZeneca COVID-19: a missed opportunity for a rapid return on experience: <https://pubmed.ncbi.nlm.nih.gov/34033927/>
209. Myocarditis and other cardiovascular complications of mRNA-based COVID-19 vaccines: <https://pubmed.ncbi.nlm.nih.gov/34277198/>
210. Pericarditis after administration of COVID-19 mRNA BNT162b2 vaccine: <https://pubmed.ncbi.nlm.nih.gov/34364831/>
211. Unusual presentation of acute pericarditis after vaccination against SARS-COV-2 mRNA-1237 Modern: <https://pubmed.ncbi.nlm.nih.gov/34447639/>

212. Case report: acute myocarditis after second dose of SARS-CoV-2 mRNA-1273 vaccine mRNA-1273: <https://pubmed.ncbi.nlm.nih.gov/34514306/>
213. Immune-mediated disease outbreaks or recent-onset disease in 27 subjects after mRNA/DNA vaccination against SARS-CoV-2: <https://pubmed.ncbi.nlm.nih.gov/33946748/>
214. Insights from a murine model of myopericarditis induced by COVID-19 mRNA vaccine: could accidental intravenous injection of a vaccine induce myopericarditis: <https://pubmed.ncbi.nlm.nih.gov/34453510/>
215. Immune thrombocytopenia in a 22-year-old post Covid-19 vaccine: <https://pubmed.ncbi.nlm.nih.gov/33476455/>
216. propylthiouracil-induced neutrophil anti-cytoplasmic antibody-associated vasculitis after COVID-19 vaccination: <https://pubmed.ncbi.nlm.nih.gov/34451967/>
217. Secondary immune thrombocytopenia (ITP) associated with ChAdOx1 Covid-19 vaccine: case report: <https://pubmed.ncbi.nlm.nih.gov/34377889/>
218. Thrombosis with thrombocytopenia syndrome (TTS) following AstraZeneca ChAdOx1 nCoV-19 (AZD1222) COVID-19 vaccination: risk-benefit analysis for persons <60 years in Australia: <https://pubmed.ncbi.nlm.nih.gov/34272095/>
219. COVID-19 vaccination association and facial nerve palsy: A case-control study: <https://pubmed.ncbi.nlm.nih.gov/34165512/>
220. The association between COVID-19 vaccination and Bell's palsy: <https://pubmed.ncbi.nlm.nih.gov/34411533/>
221. Bell's palsy after COVID-19 vaccination: <https://pubmed.ncbi.nlm.nih.gov/33611630/>
222. Acute transverse myelitis (ATM): clinical review of 43 patients with COVID-19-associated ATM and 3 serious adverse events of post-vaccination ATM with ChAdOx1 nCoV-19 vaccine (AZD1222): <https://pubmed.ncbi.nlm.nih.gov/33981305/>
223. Bell's palsy after 24 hours of mRNA-1273 SARS-CoV-2 mRNA-1273 vaccine: <https://pubmed.ncbi.nlm.nih.gov/34336436/>
224. Sequential contralateral facial nerve palsy after first and second doses of COVID-19 vaccine: <https://pubmed.ncbi.nlm.nih.gov/34281950/>.
225. Transverse myelitis induced by SARS-CoV-2 vaccination: <https://pubmed.ncbi.nlm.nih.gov/34458035/>

226. Peripheral facial nerve palsy after vaccination with BNT162b2 (COVID-19): <https://pubmed.ncbi.nlm.nih.gov/33734623/>
227. Acute abducens nerve palsy after COVID-19 vaccination: <https://pubmed.ncbi.nlm.nih.gov/34044114/>.
228. Facial nerve palsy after administration of COVID-19 mRNA vaccines: analysis of self-report database: <https://pubmed.ncbi.nlm.nih.gov/34492394/>
229. Transient oculomotor paralysis after administration of RNA-1273 messenger vaccine for SARS-CoV-2 diplopia after COVID-19 vaccine: <https://pubmed.ncbi.nlm.nih.gov/34369471/>
230. Bell's palsy after Ad26.COV2.S COVID-19 vaccination: <https://pubmed.ncbi.nlm.nih.gov/34014316/>
231. Bell's palsy after COVID-19 vaccination: case report: <https://pubmed.ncbi.nlm.nih.gov/34330676/>
232. A case of acute demyelinating polyradiculoneuropathy with bilateral facial palsy following ChAdOx1 nCoV-19 vaccination: <https://pubmed.ncbi.nlm.nih.gov/34272622/>
233. Guillian Barré syndrome after vaccination with mRNA-1273 against COVID-19: <https://pubmed.ncbi.nlm.nih.gov/34477091/>
234. Acute facial paralysis as a possible complication of SARS-CoV-2 vaccination: <https://pubmed.ncbi.nlm.nih.gov/33975372/>.
235. Bell's palsy after COVID-19 vaccination with high antibody response in CSF: <https://pubmed.ncbi.nlm.nih.gov/34322761/>.
236. Parsonage-Turner syndrome associated with SARS-CoV-2 or SARS-CoV-2 vaccination. Comment on: "Neuralgic amyotrophy and COVID-19 infection: 2 cases of accessory spinal nerve palsy" by Coll et al. Articular Spine 2021; 88: 10519: <https://pubmed.ncbi.nlm.nih.gov/34139321/>.
237. Bell's palsy after a single dose of vaccine mRNA. SARS-CoV-2: case report: <https://pubmed.ncbi.nlm.nih.gov/34032902/>.
238. Autoimmune hepatitis developing after coronavirus disease vaccine 2019 (COVID-19): causality or victim?: <https://pubmed.ncbi.nlm.nih.gov/33862041/>
239. Autoimmune hepatitis triggered by vaccination against SARS-CoV-2: <https://pubmed.ncbi.nlm.nih.gov/34332438/>

240. Acute autoimmune-like hepatitis with atypical antimitochondrial antibody after vaccination with COVID-19 mRNA: a new clinical entity: <https://pubmed.ncbi.nlm.nih.gov/34293683/>.
241. Autoimmune hepatitis after COVID vaccine: <https://pubmed.ncbi.nlm.nih.gov/34225251/>
242. A novel case of bifacial diplegia variant of Guillain-Barré syndrome after vaccination with Janssen COVID-19: <https://pubmed.ncbi.nlm.nih.gov/34449715/>
243. Comparison of vaccine-induced thrombotic events between ChAdOx1 nCoV-19 and Ad26.COV.2.S vaccines: <https://pubmed.ncbi.nlm.nih.gov/34139631/>.
244. Bilateral superior ophthalmic vein thrombosis, ischemic stroke and immune thrombocytopenia after vaccination with ChAdOx1 nCoV-19: <https://pubmed.ncbi.nlm.nih.gov/33864750/>
245. Diagnosis and treatment of cerebral venous sinus thrombosis with vaccine-induced immune-immune thrombotic thrombocytopenia: <https://pubmed.ncbi.nlm.nih.gov/33914590/>
246. Venous sinus thrombosis after vaccination with ChAdOx1 nCov-19: <https://pubmed.ncbi.nlm.nih.gov/34420802/>
247. Cerebral venous sinus thrombosis following vaccination against SARS-CoV-2: an analysis of cases reported to the European Medicines Agency: <https://pubmed.ncbi.nlm.nih.gov/34293217/>
248. Risk of thrombocytopenia and thromboembolism after covid-19 vaccination and positive SARS-CoV-2 tests: self-controlled case series study: <https://pubmed.ncbi.nlm.nih.gov/34446426/>
249. Blood clots and bleeding after BNT162b2 and ChAdOx1 nCoV-19 vaccination: an analysis of European data: <https://pubmed.ncbi.nlm.nih.gov/34174723/>
250. Arterial events, venous thromboembolism, thrombocytopenia and bleeding after vaccination with Oxford-AstraZeneca ChAdOx1-S in Denmark and Norway: population-based cohort study: <https://pubmed.ncbi.nlm.nih.gov/33952445/>
251. First dose of ChAdOx1 and BNT162b2 COVID-19 vaccines and thrombocytopenic, thromboembolic and hemorrhagic events in Scotland: <https://pubmed.ncbi.nlm.nih.gov/34108714/>
252. Cerebral venous thrombosis associated with COVID-19 vaccine in Germany: <https://pubmed.ncbi.nlm.nih.gov/34288044/>

253. Malignant cerebral infarction after vaccination with ChAdOx1 nCov-19: a catastrophic variant of vaccine-induced immune-mediated thrombotic thrombocytopenia: <https://pubmed.ncbi.nlm.nih.gov/34341358/>
254. celiac artery and splenic artery thrombosis complicated by splenic infarction 7 days after the first dose of Oxford vaccine, causal relationship or coincidence: <https://pubmed.ncbi.nlm.nih.gov/34261633/>.
255. Primary adrenal insufficiency associated with Oxford-AstraZeneca ChAdOx1 nCoV-19 (VITT) vaccine-induced immune thrombotic thrombocytopenia: <https://pubmed.ncbi.nlm.nih.gov/34256983/>
256. Thrombocytopenia after COVID-19 vaccination: <https://pubmed.ncbi.nlm.nih.gov/34332437/>.
257. Cerebral venous sinus thrombosis associated with thrombocytopenia after COVID-19 vaccination: <https://pubmed.ncbi.nlm.nih.gov/33845870/>.
258. Thrombosis with thrombocytopenia syndrome after COVID-19 immunization: <https://pubmed.ncbi.nlm.nih.gov/34236343/>
259. Acute myocardial infarction within 24 hours after COVID-19 vaccination: <https://pubmed.ncbi.nlm.nih.gov/34364657/>.
260. Bilateral acute macular neuroretinopathy after SARS-CoV-2 vaccination: <https://pubmed.ncbi.nlm.nih.gov/34287612/> central venous sinus thrombosis with subarachnoid hemorrhage after COVID-19 mRNA vaccination: are these reports merely coincidental: <https://pubmed.ncbi.nlm.nih.gov/34478433/>
261. Intracerebral hemorrhage due to thrombosis with thrombocytopenia syndrome after COVID-19 vaccination: the first fatal case in Korea: <https://pubmed.ncbi.nlm.nih.gov/34402235/>
262. Cerebral venous sinus thrombosis negative for anti-PF4 antibody without thrombocytopenia after immunization with COVID-19 vaccine in a non-comorbid elderly Indian male treated with conventional heparin-warfarin-based anticoagulation: <https://pubmed.ncbi.nlm.nih.gov/34186376/>
263. Cerebral venous sinus thrombosis 2 weeks after first dose of SARS-CoV-2 mRNA vaccine: <https://pubmed.ncbi.nlm.nih.gov/34101024/>
264. A case of multiple thrombocytopenia and thrombosis following vaccination with ChAdOx1 nCoV-19 against SARS-CoV-2: <https://pubmed.ncbi.nlm.nih.gov/34137813/>

265. Vaccine-induced thrombotic thrombocytopenia: the elusive link between thrombosis and adenovirus-based SARS-CoV-2 vaccines: <https://pubmed.ncbi.nlm.nih.gov/34191218/>
266. Acute ischemic stroke revealing immune thrombotic thrombocytopenia induced by ChAdOx1 nCov-19 vaccine: impact on recanalization strategy: <https://pubmed.ncbi.nlm.nih.gov/34175640/>
267. New-onset refractory status epilepticus after ChAdOx1 nCoV-19 vaccine: <https://pubmed.ncbi.nlm.nih.gov/34153802/>
268. Thrombosis with thrombocytopenia syndrome associated with COVID-19 viral vector vaccines: <https://pubmed.ncbi.nlm.nih.gov/34092488/>
269. Pulmonary embolism, transient ischemic attack, and thrombocytopenia after Johnson & Johnson COVID-19 vaccine: <https://pubmed.ncbi.nlm.nih.gov/34261635/>
270. Thromboaspiration infusion and fibrinolysis for portomesenteric thrombosis after administration of the AstraZeneca COVID-19 vaccine: <https://pubmed.ncbi.nlm.nih.gov/34132839/>.
271. Spontaneous HIT syndrome: knee replacement, infection, and parallels with vaccine-induced immune thrombotic thrombocytopenia: <https://pubmed.ncbi.nlm.nih.gov/34144250/>
272. Deep venous thrombosis (DVT) occurring shortly after second dose of SARS-CoV-2 mRNA vaccine: <https://pubmed.ncbi.nlm.nih.gov/33687691/>
273. Procoagulant antibody-mediated procoagulant platelets in immune thrombotic thrombocytopenia associated with SARS-CoV-2 vaccination: <https://pubmed.ncbi.nlm.nih.gov/34011137/>.
274. Vaccine-induced immune thrombotic thrombocytopenia causing a severe form of cerebral venous thrombosis with high mortality rate: a case series: <https://pubmed.ncbi.nlm.nih.gov/34393988/>.
275. Procoagulant microparticles: a possible link between vaccine-induced immune thrombocytopenia (VITT) and cerebral sinus venous thrombosis: <https://pubmed.ncbi.nlm.nih.gov/34129181/>.
276. Atypical thrombosis associated with the vaccine VaxZevria® (AstraZeneca): data from the French network of regional pharmacovigilance centers: <https://pubmed.ncbi.nlm.nih.gov/34083026/>.
277. Acute cerebral venous thrombosis and pulmonary artery embolism associated with the COVID-19 vaccine: <https://pubmed.ncbi.nlm.nih.gov/34247246/>.

278. Vaccine-induced thrombosis and thrombocytopenia with bilateral adrenal haemorrhage: <https://pubmed.ncbi.nlm.nih.gov/34235757/>.
279. Palmar digital vein thrombosis after Oxford-AstraZeneca COVID-19 vaccination: <https://pubmed.ncbi.nlm.nih.gov/34473841/>.
280. Cutaneous thrombosis associated with cutaneous necrosis following Oxford-AstraZeneca COVID-19 vaccination: <https://pubmed.ncbi.nlm.nih.gov/34189756/>
281. Cerebral venous thrombosis following COVID-19 vaccination: <https://pubmed.ncbi.nlm.nih.gov/34045111/>.
282. Lipschütz ulcers after AstraZeneca COVID-19 vaccination: <https://pubmed.ncbi.nlm.nih.gov/34366434/>.
283. Amyotrophic Neuralgia secondary to Vaxzevri vaccine (AstraZeneca) COVID-19: <https://pubmed.ncbi.nlm.nih.gov/34330677/>
284. Thrombosis with thrombocytopenia after Messenger vaccine RNA-1273: <https://pubmed.ncbi.nlm.nih.gov/34181446/>
285. Intracerebral hemorrhage twelve days after vaccination with ChAdOx1 nCoV-19: <https://pubmed.ncbi.nlm.nih.gov/34477089/>
286. Thrombotic thrombocytopenia after vaccination with COVID-19: in search of the underlying mechanism: <https://pubmed.ncbi.nlm.nih.gov/34071883/>
287. Coronavirus (COVID-19) Vaccine-induced immune thrombotic thrombocytopenia (VITT): <https://pubmed.ncbi.nlm.nih.gov/34033367/>
288. Comparison of adverse drug reactions among four COVID-19 vaccines in Europe using the EudraVigilance database: Thrombosis in unusual sites: <https://pubmed.ncbi.nlm.nih.gov/34375510/>
289. Immunoglobulin adjuvant for vaccine-induced immune thrombotic thrombocytopenia: <https://pubmed.ncbi.nlm.nih.gov/34107198/>
290. Severe vaccine-induced thrombotic thrombocytopenia following vaccination with COVID-19: an autopsy case report and review of the literature: <https://pubmed.ncbi.nlm.nih.gov/34355379/>.
291. A case of acute pulmonary embolism after immunization with SARS-CoV-2 mRNA: <https://pubmed.ncbi.nlm.nih.gov/34452028/>

292. Neurosurgical considerations regarding decompressive craniectomy for intracerebral hemorrhage after SARS-CoV-2 vaccination in vaccine-induced thrombotic thrombocytopenia-VITT: <https://pubmed.ncbi.nlm.nih.gov/34202817/>
293. Thrombosis and SARS-CoV-2 vaccines: vaccine-induced immune thrombotic thrombocytopenia: <https://pubmed.ncbi.nlm.nih.gov/34237213/>.
294. Acquired thrombotic thrombocytopenic thrombocytopenic purpura: a rare disease associated with the BNT162b2 vaccine: <https://pubmed.ncbi.nlm.nih.gov/34105247/>.
295. Immune complexes, innate immunity and NETosis in ChAdOx1 vaccine-induced thrombocytopenia: <https://pubmed.ncbi.nlm.nih.gov/34405870/>.
296. Sensory Guillain-Barré syndrome following ChAdOx1 nCov-19 vaccine: report of two cases and review of the literature: <https://pubmed.ncbi.nlm.nih.gov/34416410/>.
297. Vogt-Koyanagi-Harada syndrome after COVID-19 and ChAdOx1 nCoV-19 (AZD1222) vaccination: <https://pubmed.ncbi.nlm.nih.gov/34462013/>.
298. Reactivation of Vogt-Koyanagi-Harada disease under control for more than 6 years, after anti-SARS-CoV-2 vaccination: <https://pubmed.ncbi.nlm.nih.gov/34224024/>.
299. Post-vaccinal encephalitis after ChAdOx1 nCov-19: <https://pubmed.ncbi.nlm.nih.gov/34324214/>
300. Neurological symptoms and neuroimaging alterations related to COVID-19 vaccine: cause or coincidence?: <https://pubmed.ncbi.nlm.nih.gov/34507266/>
301. Fatal systemic capillary leak syndrome after SARS-COV-2 vaccination in a patient with multiple myeloma: <https://pubmed.ncbi.nlm.nih.gov/34459725/>
302. Polyarthralgia and myalgia syndrome after vaccination with ChAdOx1 nCoV-19: <https://pubmed.ncbi.nlm.nih.gov/34463066/>
303. Three cases of subacute thyroiditis after SARS-CoV-2 vaccination: post-vaccination ASIA syndrome: <https://pubmed.ncbi.nlm.nih.gov/34043800/>.
304. Facial diplegia: a rare and atypical variant of Guillain-Barré syndrome and the Ad26.COV2.S vaccine: <https://pubmed.ncbi.nlm.nih.gov/34447646/>
305. Association between ChAdOx1 nCoV-19 vaccination and bleeding episodes: large population-based cohort study: <https://pubmed.ncbi.nlm.nih.gov/34479760/>.
306. fulminant myocarditis and systemic hyperinflammation temporally associated with BNT162b2 COVID-19 mRNA vaccination in two patients: <https://pubmed.ncbi.nlm.nih.gov/34416319/>.

307. Adverse effects reported after COVID-19 vaccination in a tertiary care hospital, centered on cerebral venous sinus thrombosis (CVST): <https://pubmed.ncbi.nlm.nih.gov/34092166/>
308. Induction and exacerbation of subacute cutaneous lupus erythematosus erythematosus after mRNA- or adenoviral vector-based SARS-CoV-2 vaccination: <https://pubmed.ncbi.nlm.nih.gov/34291477/>
309. Petechiae and peeling of fingers after immunization with BTN162b2 messenger RNA (mRNA)-based COVID-19 vaccine: <https://pubmed.ncbi.nlm.nih.gov/34513435/>
310. Hepatitis C virus reactivation after COVID-19 vaccination: a case report: <https://pubmed.ncbi.nlm.nih.gov/34512037/>
311. Bilateral immune-mediated keratolysis after immunization with SARS-CoV-2 recombinant viral vector vaccine: <https://pubmed.ncbi.nlm.nih.gov/34483273/>.
312. Immune-mediated thrombocytopenic purpura after Pfizer-BioNTech COVID-19 vaccine in an elderly woman: <https://pubmed.ncbi.nlm.nih.gov/34513446/>
313. Platelet activation and modulation in thrombosis with thrombocytopenia syndrome associated with the ChAdO × 1 nCov-19 vaccine: <https://pubmed.ncbi.nlm.nih.gov/34474550/>
314. Reactive arthritis after COVID-19 vaccination: <https://pubmed.ncbi.nlm.nih.gov/34033732/>.
315. Two cases of Graves' disease after SARS-CoV-2 vaccination: an autoimmune / inflammatory syndrome induced by adjuvants: <https://pubmed.ncbi.nlm.nih.gov/33858208/>
316. Acute relapse and impaired immunization after COVID-19 vaccination in a patient with multiple sclerosis treated with rituximab: <https://pubmed.ncbi.nlm.nih.gov/34015240/>
317. Widespread fixed bullous drug eruption after vaccination with ChAdOx1 nCoV-19: <https://pubmed.ncbi.nlm.nih.gov/34482558/>
318. COVID-19 mRNA vaccine causing CNS inflammation: a case series: <https://pubmed.ncbi.nlm.nih.gov/34480607/>
319. Thymic hyperplasia after Covid-19 mRNA-based vaccination with Covid-19: <https://pubmed.ncbi.nlm.nih.gov/34462647/>

320. Acute disseminated encephalomyelitis following vaccination against SARS-CoV-2: <https://pubmed.ncbi.nlm.nih.gov/34325334/>
321. Tolosa-Hunt syndrome occurring after COVID-19 vaccination: <https://pubmed.ncbi.nlm.nih.gov/34513398/>
322. Systemic capillary extravasation syndrome following vaccination with ChAdOx1 nCoV-19 (Oxford-
323. AstraZeneca): <https://pubmed.ncbi.nlm.nih.gov/34362727/>
324. Immune-mediated thrombocytopenia associated with Ad26.COV2.S vaccine (Janssen; Johnson & Johnson): <https://pubmed.ncbi.nlm.nih.gov/34469919/>.
325. Transient thrombocytopenia with glycoprotein-specific platelet autoantibodies after vaccination with Ad26.COV2.S: case report: <https://pubmed.ncbi.nlm.nih.gov/34516272/>.
326. Acute hyperactive encephalopathy following COVID-19 vaccination with dramatic response to methylprednisolone: case report: <https://pubmed.ncbi.nlm.nih.gov/34512961/>
327. Transient cardiac injury in adolescents receiving the BNT162b2 mRNA COVID-19 vaccine: <https://pubmed.ncbi.nlm.nih.gov/34077949/>
328. Autoimmune hepatitis developing after ChAdOx1 nCoV-19 vaccine (Oxford-AstraZeneca): <https://pubmed.ncbi.nlm.nih.gov/34171435/>
329. Severe relapse of multiple sclerosis after COVID-19 vaccination: a case report: <https://pubmed.ncbi.nlm.nih.gov/34447349/>
330. Lymphohistocytic myocarditis after vaccination with the COVID-19 viral vector Ad26.COV2.S: <https://pubmed.ncbi.nlm.nih.gov/34514078/>
331. Hemophagocytic lymphohistiocytosis after vaccination with ChAdOx1 nCoV-19: <https://pubmed.ncbi.nlm.nih.gov/34406660/>.
332. IgA vasculitis in adult patient after vaccination with ChadOx1 nCoV-19: <https://pubmed.ncbi.nlm.nih.gov/34509658/>
333. A case of leukocytoclastic vasculitis after vaccination with a SARS-CoV2 vaccine: case report: <https://pubmed.ncbi.nlm.nih.gov/34196469/>.
334. Onset / outbreak of psoriasis after Corona virus ChAdOx1 nCoV-19 vaccine (Oxford-AstraZeneca / Covishield): report of two cases: <https://pubmed.ncbi.nlm.nih.gov/34350668/>

335. Hailey-Hailey disease exacerbation after SARS-CoV-2 vaccination: <https://pubmed.ncbi.nlm.nih.gov/34436620/>
336. Supraclavicular lymphadenopathy after COVID-19 vaccination in Korea: serial follow-up by ultrasonography: <https://pubmed.ncbi.nlm.nih.gov/34116295/>.
337. COVID-19 vaccine, immune thrombotic thrombocytopenia, jaundice, hyperviscosity: concern in cases with underlying hepatic problems: <https://pubmed.ncbi.nlm.nih.gov/34509271/>.
338. Report of the International Cerebral Venous Thrombosis Consortium on cerebral venous thrombosis after SARS-CoV-2 vaccination: <https://pubmed.ncbi.nlm.nih.gov/34462996/>
339. Immune thrombocytopenia after vaccination during the COVID-19 pandemic: <https://pubmed.ncbi.nlm.nih.gov/34435486/>
340. COVID-19: lessons from the Norwegian tragedy should be taken into account in planning for vaccine launch in less developed/developing countries: <https://pubmed.ncbi.nlm.nih.gov/34435142/>
341. Rituximab-induced acute lympholysis and pancytopenia following vaccination with COVID-19: <https://pubmed.ncbi.nlm.nih.gov/34429981/>
342. Exacerbation of plaque psoriasis after COVID-19 inactivated mRNA and BNT162b2 vaccines: report of two cases: <https://pubmed.ncbi.nlm.nih.gov/34427024/>
343. Vaccine-induced interstitial lung disease: a rare reaction to COVID-19 vaccine: <https://pubmed.ncbi.nlm.nih.gov/34510014/>.
344. Vesiculobullous cutaneous reactions induced by COVID-19 mRNA vaccine: report of four cases and review of the literature: <https://pubmed.ncbi.nlm.nih.gov/34236711/>
345. Vaccine-induced thrombocytopenia with severe headache: <https://pubmed.ncbi.nlm.nih.gov/34525282/>
346. Acute perimyocarditis after the first dose of COVID-19 mRNA vaccine: <https://pubmed.ncbi.nlm.nih.gov/34515024/>
347. Rhabdomyolysis and fasciitis induced by COVID-19 mRNA vaccine: <https://pubmed.ncbi.nlm.nih.gov/34435250/>.
348. Rare cutaneous adverse effects of COVID-19 vaccines: a case series and review of the literature: <https://pubmed.ncbi.nlm.nih.gov/34363637/>

349. Immune thrombocytopenia associated with the Pfizer-BioNTech COVID-19 mRNA vaccine
BNT162b2: <https://www.sciencedirect.com/science/article/pii/S2214250921002018>
350. Secondary immune thrombocytopenia putatively attributable to COVID-19 vaccination: <https://casereports.bmj.com/content/14/5/e242220.abstract>.
351. Immune thrombocytopenia following Pfizer-BioNTech BNT162b2 mRNA COVID-19 vaccine: <https://pubmed.ncbi.nlm.nih.gov/34155844/>
352. Newly diagnosed idiopathic thrombocytopenia after COVID-19 vaccine administration: <https://www.ncbi.nlm.nih.gov/pmc/articles/PMC8176657/>.
353. Idiopathic thrombocytopenic purpura and the Modern Covid-19 vaccine: [https://www.annemergmed.com/article/S0196-0644\(21\)00122-0/fulltext](https://www.annemergmed.com/article/S0196-0644(21)00122-0/fulltext).
354. Thrombocytopenia after Pfizer and Moderna SARS vaccination – CoV - 2: <https://www.ncbi.nlm.nih.gov/pmc/articles/PMC8014568/>.
355. Immune thrombocytopenic purpura and acute liver injury after COVID-19 vaccination: <https://casereports.bmj.com/content/14/7/e242678>.
356. Collection of complement-mediated and autoimmune-mediated hematologic conditions after SARS-CoV-2 vaccination: <https://ashpublications.org/bloodadvances/article/5/13/2794/476324/Autoimmune-and-complement-mediated-hematologic>
357. Petechial rash associated with CoronaVac vaccination: first report of cutaneous side effects before phase 3 results: <https://ejhp.bmj.com/content/early/2021/05/23/ejhpharm-2021-002794>
358. COVID-19 vaccines induce severe hemolysis in paroxysmal nocturnal hemoglobinuria: <https://ashpublications.org/blood/article/137/26/3670/475905/COVID-19-vaccines-induce-severe-hemolysis-in>
359. Cerebral venous thrombosis associated with COVID-19 vaccine in Germany: <https://pubmed.ncbi.nlm.nih.gov/34288044/>.
360. Cerebral venous sinus thrombosis after COVID-19 vaccination : Neurological and radiological management: <https://pubmed.ncbi.nlm.nih.gov/34327553/>.
361. Cerebral venous thrombosis and thrombocytopenia after COVID-19 vaccination: <https://pubmed.ncbi.nlm.nih.gov/33878469/>.

362. Cerebral venous sinus thrombosis and thrombocytopenia after COVID-19 vaccination: report of two cases in the United Kingdom: <https://pubmed.ncbi.nlm.nih.gov/33857630/>.
363. Cerebral venous thrombosis induced by SARS-CoV-2 vaccine: <https://pubmed.ncbi.nlm.nih.gov/34090750/>.
364. Carotid artery immune thrombosis induced by adenovirus-vectored COVID-19 vaccine: case report: <https://pubmed.ncbi.nlm.nih.gov/34312301/>.
365. Cerebral venous sinus thrombosis associated with vaccine-induced thrombotic thrombocytopenia: <https://pubmed.ncbi.nlm.nih.gov/34333995/>
366. The roles of platelets in COVID-19-associated coagulopathy and vaccine-induced immune-immune thrombotic
367. thrombocytopenia: <https://pubmed.ncbi.nlm.nih.gov/34455073/>
368. Cerebral venous thrombosis after the BNT162b2 mRNA SARS-CoV-2 vaccine: <https://pubmed.ncbi.nlm.nih.gov/34111775/>.
369. Cerebral venous thrombosis after COVID-19 vaccination: <https://pubmed.ncbi.nlm.nih.gov/34045111/>
370. Lethal cerebral venous sinus thrombosis after COVID-19 vaccination: <https://pubmed.ncbi.nlm.nih.gov/33983464/>
371. Cerebral venous sinus thrombosis in the U.S. population, After SARS-CoV-2 vaccination with adenovirus and after COVID-19: <https://pubmed.ncbi.nlm.nih.gov/34116145/>
372. Cerebral venous thrombosis after COVID-19 vaccination: is the risk of thrombosis increased by intravascular administration of the vaccine: <https://pubmed.ncbi.nlm.nih.gov/34286453/>.
373. Central venous sinus thrombosis with subarachnoid hemorrhage after COVID-19 mRNA vaccination: are these reports merely coincidental: <https://pubmed.ncbi.nlm.nih.gov/34478433/>
374. Cerebral venous sinus thrombosis after ChAdOx1 nCov-19 vaccination with a misleading first brain MRI: <https://pubmed.ncbi.nlm.nih.gov/34244448/>
375. Early results of bivalirudin treatment for thrombotic thrombocytopenia and cerebral venous sinus thrombosis after vaccination with Ad26.COV2.S: <https://pubmed.ncbi.nlm.nih.gov/34226070/>

376. Cerebral venous sinus thrombosis associated with post-vaccination thrombocytopenia by COVID-19: <https://pubmed.ncbi.nlm.nih.gov/33845870/>.
377. Cerebral venous sinus thrombosis 2 weeks after the first dose of SARS-CoV-2 mRNA vaccine: <https://pubmed.ncbi.nlm.nih.gov/34101024/>.
378. Vaccine-induced immune thrombotic thrombocytopenia causing a severe form of cerebral venous thrombosis with a high mortality rate: a case series: <https://pubmed.ncbi.nlm.nih.gov/34393988/>.
379. Adenovirus interactions with platelets and coagulation and vaccine-associated autoimmune thrombocytopenia thrombosis syndrome: <https://pubmed.ncbi.nlm.nih.gov/34407607/>.
380. Headache attributed to COVID-19 (SARS-CoV-2 coronavirus) vaccination with the ChAdOx1 nCoV-19 (AZD1222) vaccine: a multicenter observational cohort study: <https://pubmed.ncbi.nlm.nih.gov/34313952/>
381. Adverse effects reported after COVID-19 vaccination in a tertiary care hospital, focus on cerebral venous sinus thrombosis (CVST): <https://pubmed.ncbi.nlm.nih.gov/34092166/>
382. Cerebral venous sinus thrombosis following vaccination against SARS-CoV-2: an analysis of cases reported to the European Medicines Agency: <https://pubmed.ncbi.nlm.nih.gov/34293217/>
383. A rare case of a middle-age Asian male with cerebral venous thrombosis after COVID-19 AstraZeneca vaccination: <https://pubmed.ncbi.nlm.nih.gov/34274191/>
384. Cerebral venous sinus thrombosis negative for anti-PF4 antibody without thrombocytopenia after immunization with COVID-19 vaccine in a non-comorbid elderly Indian male treated with conventional heparin-warfarin-based anticoagulation: <https://pubmed.ncbi.nlm.nih.gov/34186376/>
385. Arterial events, venous thromboembolism, thrombocytopenia and bleeding after vaccination with Oxford-AstraZeneca ChAdOx1-S in Denmark and Norway: population-based cohort study: <https://pubmed.ncbi.nlm.nih.gov/33952445/>
386. Procoagulant microparticles: a possible link between vaccine-induced immune thrombocytopenia (VITT) and cerebral sinus venous thrombosis: <https://pubmed.ncbi.nlm.nih.gov/34129181/>
387. U.S. case reports of cerebral venous sinus thrombosis with thrombocytopenia after vaccination with Ad26.COV2.S, March 2-April 21, 2021: <https://pubmed.ncbi.nlm.nih.gov/33929487/>.

388. Malignant cerebral infarction after vaccination with ChAdOx1 nCov-19: a catastrophic variant of vaccine-induced immune-mediated thrombotic thrombocytopenia: <https://pubmed.ncbi.nlm.nih.gov/34341358/>
389. Acute ischemic stroke revealing immune thrombotic thrombocytopenia induced by ChAdOx1 nCov-19 vaccine: impact on recanalization strategy: <https://pubmed.ncbi.nlm.nih.gov/34175640/>
390. Vaccine-induced immune thrombotic immune thrombocytopenia (VITT): a new clinicopathologic entity with heterogeneous clinical presentations: <https://pubmed.ncbi.nlm.nih.gov/34159588/>.
391. Imaging and hematologic findings in thrombosis and thrombocytopenia after vaccination with ChAdOx1 nCoV-19 (AstraZeneca): <https://pubmed.ncbi.nlm.nih.gov/34402666/>
392. Autoimmunity roots of thrombotic events after vaccination with COVID-19: <https://pubmed.ncbi.nlm.nih.gov/34508917/>
393. Cerebral venous sinus thrombosis after vaccination: the UK experience: <https://pubmed.ncbi.nlm.nih.gov/34370974/>
394. Massive cerebral venous thrombosis and venous basin infarction as late complications of COVID-19: a case report: <https://pubmed.ncbi.nlm.nih.gov/34373991/>
395. Australian and New Zealand approach to the diagnosis and treatment of vaccine-induced immune thrombosis and immune thrombocytopenia: <https://pubmed.ncbi.nlm.nih.gov/34490632/>
396. An observational study to identify the prevalence of thrombocytopenia and anti-PF4 / polyanion antibodies in Norwegian health care workers after COVID-19 vaccination: <https://pubmed.ncbi.nlm.nih.gov/33909350/>
397. Acute transverse myelitis (ATM): clinical review of 43 patients with COVID-19-associated ATM and 3 serious adverse events of post-vaccination ATM with ChAdOx1 nCoV-19 (AZD1222) vaccine: <https://pubmed.ncbi.nlm.nih.gov/33981305/>.
398. A case of acute demyelinating polyradiculoneuropathy with bilateral facial palsy after ChAdOx1 nCoV-19 vaccine.: <https://pubmed.ncbi.nlm.nih.gov/34272622/>
399. Thrombocytopenia with acute ischemic stroke and hemorrhage in a patient recently vaccinated with an adenoviral vector-based COVID-19 vaccine.: <https://pubmed.ncbi.nlm.nih.gov/33877737/>

400. Predicted and observed incidence of thromboembolic events among Koreans vaccinated with the ChAdOx1 nCoV-19 vaccine: <https://pubmed.ncbi.nlm.nih.gov/34254476/>
401. First dose of ChAdOx1 and BNT162b2 COVID-19 vaccines and thrombocytopenic, thromboembolic, and hemorrhagic events in Scotland: <https://pubmed.ncbi.nlm.nih.gov/34108714/>
402. ChAdOx1 nCoV-19 vaccine-associated thrombocytopenia: three cases of immune thrombocytopenia after 107,720 doses of ChAdOx1 vaccination in Thailand: <https://pubmed.ncbi.nlm.nih.gov/34483267/>.
403. Pulmonary embolism, transient ischemic attack, and thrombocytopenia after Johnson & Johnson COVID-19 vaccine: <https://pubmed.ncbi.nlm.nih.gov/34261635/>
404. Neurosurgical considerations with respect to decompressive craniectomy for intracerebral hemorrhage after SARS-CoV-2 vaccination in vaccine-induced thrombotic thrombocytopenia-VITT: <https://pubmed.ncbi.nlm.nih.gov/34202817/>
405. Large hemorrhagic stroke after vaccination against ChAdOx1 nCoV-19: a case report: <https://pubmed.ncbi.nlm.nih.gov/34273119/>
406. Polyarthralgia and myalgia syndrome after vaccination with ChAdOx1 nCoV-19: <https://pubmed.ncbi.nlm.nih.gov/34463066/>
407. A rare case of thrombosis and thrombocytopenia of the superior ophthalmic vein after ChAdOx1 nCoV-19 vaccination against SARS-CoV-2: <https://pubmed.ncbi.nlm.nih.gov/34276917/>
408. Thrombosis and severe acute respiratory syndrome Coronavirus 2 vaccines: vaccine-induced immune thrombotic thrombocytopenia: <https://pubmed.ncbi.nlm.nih.gov/34237213/>.
409. Renal vein thrombosis and pulmonary embolism secondary to vaccine-induced thrombotic immune thrombocytopenia (VITT): <https://pubmed.ncbi.nlm.nih.gov/34268278/>.
410. Limb ischemia and pulmonary artery thrombosis after ChAdOx1 nCoV-19 vaccine (Oxford-AstraZeneca): a case of vaccine-induced immune thrombotic thrombocytopenia: <https://pubmed.ncbi.nlm.nih.gov/33990339/>.
411. Association between ChAdOx1 nCoV-19 vaccination and bleeding episodes: large population-based cohort study: <https://pubmed.ncbi.nlm.nih.gov/34479760/>.

412. Secondary thrombocytopenia after SARS-CoV-2 vaccination: case report of haemorrhage and hematoma after minor oral surgery: <https://pubmed.ncbi.nlm.nih.gov/34314875/>.
413. Venous thromboembolism and mild thrombocytopenia after vaccination with ChAdOx1 nCoV-19: <https://pubmed.ncbi.nlm.nih.gov/34384129/>
414. Fatal exacerbation of ChadOx1-nCoV-19-induced thrombotic thrombocytopenia syndrome after successful initial therapy with intravenous immunoglobulins: a rationale for monitoring immunoglobulin G levels: <https://pubmed.ncbi.nlm.nih.gov/34382387/>
415. A case of ANCA-associated vasculitis after AZD1222 (Oxford-AstraZeneca) SARS-CoV-2 vaccination: victim or causality?: <https://pubmed.ncbi.nlm.nih.gov/34416184/>.
416. Intracerebral hemorrhage associated with vaccine-induced thrombotic thrombocytopenia after ChAdOx1 nCOVID-19 vaccination in a pregnant woman: <https://pubmed.ncbi.nlm.nih.gov/34261297/>
417. Massive cerebral venous thrombosis due to vaccine-induced immune thrombotic thrombocytopenia: <https://pubmed.ncbi.nlm.nih.gov/34261296/>
418. Nephrotic syndrome after ChAdOx1 nCoV-19 vaccine against SARS-CoV-2: <https://pubmed.ncbi.nlm.nih.gov/34250318/>.
419. A case of vaccine-induced immune-thrombotic thrombocytopenia with massive arteriovenous thrombosis: <https://pubmed.ncbi.nlm.nih.gov/34059191/>
420. Cutaneous thrombosis associated with cutaneous necrosis following Oxford-AstraZeneca COVID-19 vaccination: <https://pubmed.ncbi.nlm.nih.gov/34189756/>
421. Thrombocytopenia in an adolescent with sickle cell anemia after COVID-19 vaccination: <https://pubmed.ncbi.nlm.nih.gov/34331506/>
422. Vaccine-induced thrombocytopenia with severe headache: <https://pubmed.ncbi.nlm.nih.gov/34525282/>
423. Myocarditis associated with SARS-CoV-2 mRNA vaccination in children aged 12 to 17 years: stratified analysis of a national database: <https://www.medrxiv.org/content/10.1101/2021.08.30.21262866v1>
424. COVID-19 mRNA vaccination and development of CMR-confirmed myopericarditis: <https://www.medrxiv.org/content/10.1101/2021.09.13.21262182v1.full?s=09>.

425. Severe autoimmune hemolytic anemia after receipt of SARS-CoV-2 mRNA vaccine: <https://onlinelibrary.wiley.com/doi/10.1111/trf.16672>
426. Intravenous injection of coronavirus disease 2019 (COVID-19) mRNA vaccine can induce acute myopericarditis in a mouse model: <https://t.co/j0IEM8cMXI>
427. A report of myocarditis adverse events in the U.S. Vaccine Adverse Event Reporting System. (VAERS) in association with COVID-19 injectable biologics: <https://pubmed.ncbi.nlm.nih.gov/34601006/>
428. This study concludes that: “The vaccine was associated with an excess risk of myocarditis (1 to 5 events per 100,000 persons). The risk of this potentially serious adverse event and of many other serious adverse events increased substantially after SARS-CoV-2 infection”: <https://www.nejm.org/doi/full/10.1056/NEJMoa2110475>
429. Bilateral uveitis after inoculation with COVID-19 vaccine: a case report: <https://www.sciencedirect.com/science/article/pii/S1201971221007797>
430. Myocarditis associated with SARS-CoV-2 mRNA vaccination in children aged 12 to 17 years: stratified analysis of a national database: <https://www.medrxiv.org/content/10.1101/2021.08.30.21262866v1>.
431. Immune-mediated hepatitis with the Moderna vaccine is no longer a coincidence but confirmed: <https://www.sciencedirect.com/science/article/pii/S0168827821020936>
432. Extensive investigations revealed consistent pathophysiologic alterations after vaccination with COVID-19 vaccines: <https://www.nature.com/articles/s41421-021-00329-3>
433. Lobar hemorrhage with ventricular rupture shortly after the first dose of an mRNA-based SARS-CoV-2 vaccine: <https://www.ncbi.nlm.nih.gov/labs/pmc/articles/PMC8553377/>
434. Mrna COVID vaccines dramatically increase endothelial inflammatory markers and risk of Acute Coronary Syndrome as measured by PULS cardiac testing: a caution: https://www.ahajournals.org/doi/10.1161/circ.144.suppl_1.10712
435. ChAdOx1 interacts with CAR and PF4 with implications for thrombosis with thrombocytopenia syndrome: <https://www.science.org/doi/10.1126/sciadv.abl8213>
436. Lethal vaccine-induced immune thrombotic immune thrombocytopenia (VITT) following announcement 26.COVS.2: first documented case outside the U.S.: <https://pubmed.ncbi.nlm.nih.gov/34626338/>

437. A prothrombotic thrombocytopenic disorder resembling heparin-induced thrombocytopenia after coronavirus-19 vaccination: <https://europepmc.org/article/PPR/PPR304469> 435.
438. VITT (vaccine-induced immune thrombotic thrombocytopenia) after vaccination with ChAdOx1 nCoV-19: <https://pubmed.ncbi.nlm.nih.gov/34731555/>
439. Vaccine-induced immune thrombotic thrombocytopenia (VITT): a new clinicopathologic entity with heterogeneous clinical presentations: <https://pubmed.ncbi.nlm.nih.gov/34159588/>
440. Treatment of acute ischemic stroke associated with ChAdOx1 nCoV-19 vaccine-induced immune thrombotic thrombocytopenia: <https://pubmed.ncbi.nlm.nih.gov/34461442/>
441. Spectrum of neurological complications after COVID-19 vaccination: <https://pubmed.ncbi.nlm.nih.gov/34719776/>.
442. Cerebral venous sinus thrombosis after vaccination: the UK experience: <https://pubmed.ncbi.nlm.nih.gov/34370974/>
443. Cerebral venous vein/venous sinus thrombosis with thrombocytopenia syndrome after COVID-19 vaccination: <https://pubmed.ncbi.nlm.nih.gov/34373413/>
444. Portal vein thrombosis due to vaccine-induced immune thrombotic immune thrombocytopenia (VITT) after Covid vaccination with ChAdOx1 nCoV-19: <https://pubmed.ncbi.nlm.nih.gov/34598301/>
445. Hematuria, a generalized petechial rash and headaches after Oxford AstraZeneca ChAdOx1 nCoV-19 vaccination: <https://pubmed.ncbi.nlm.nih.gov/34620638/>
446. Myocardial infarction and azygos vein thrombosis after vaccination with ChAdOx1 nCoV-19 in a hemodialysis patient: <https://pubmed.ncbi.nlm.nih.gov/34650896/>
447. Takotsubo (stress) cardiomyopathy after vaccination with ChAdOx1 nCoV-19: <https://pubmed.ncbi.nlm.nih.gov/34625447/>
448. Humoral response induced by Prime-Boost vaccination with ChAdOx1 nCoV-19 and BNT162b2 mRNA vaccines in a patient with multiple sclerosis treated with teriflunomide: <https://pubmed.ncbi.nlm.nih.gov/34696248/>
449. Guillain-Barré syndrome after ChAdOx1 nCoV-19 COVID-19 vaccination: a case series: <https://pubmed.ncbi.nlm.nih.gov/34548920/>

450. Refractory vaccine-induced immune thrombotic thrombocytopenia (VITT) treated with delayed therapeutic plasma exchange (TPE): <https://pubmed.ncbi.nlm.nih.gov/34672380/>.
451. Rare case of COVID-19 vaccine-associated intracranial hemorrhage with venous sinus thrombosis: <https://pubmed.ncbi.nlm.nih.gov/34556531/>.
452. Delayed headache after COVID-19 vaccination: a warning sign for vaccine-induced cerebral venous thrombosis: <https://pubmed.ncbi.nlm.nih.gov/34535076/>.
453. Clinical features of vaccine-induced thrombocytopenia and immune thrombosis: <https://pubmed.ncbi.nlm.nih.gov/34379914/>.
454. Predictors of mortality in thrombotic thrombocytopenia after adenoviral COVID-19 vaccination: the FAPIC score: <https://pubmed.ncbi.nlm.nih.gov/34545400/>.
455. Ischemic stroke as a presenting feature of immune thrombotic thrombocytopenia induced by ChAdOx1-nCoV-19 vaccination: <https://pubmed.ncbi.nlm.nih.gov/34035134/>.
456. In-hospital observational study of neurological disorders in patients recently vaccinated with COVID-19 mRNA vaccines: <https://pubmed.ncbi.nlm.nih.gov/34688190/>.
457. Endovascular treatment for vaccine-induced cerebral venous sinus thrombosis and thrombocytopenia after vaccination with ChAdOx1 nCoV-19: report of three cases: <https://pubmed.ncbi.nlm.nih.gov/34782400/>.
458. Cardiovascular, neurological, and pulmonary events after vaccination with BNT162b2, ChAdOx1 nCoV-19, and Ad26.COV2.S vaccines: an analysis of European data: <https://pubmed.ncbi.nlm.nih.gov/34710832/>.
459. Cerebral venous thrombosis developing after vaccination. COVID-19: VITT, VATT, TTS and more: <https://pubmed.ncbi.nlm.nih.gov/34695859/>.
460. Cerebral venous thrombosis and myeloproliferative neoplasms: a three-center study of 74 consecutive cases: <https://pubmed.ncbi.nlm.nih.gov/34453762/>.
461. Possible triggers of thrombocytopenia and/or hemorrhage by BNT162b2 vaccine, Pfizer-BioNTech: <https://pubmed.ncbi.nlm.nih.gov/34660652/>.
462. Multiple sites of arterial thrombosis in a 35-year-old patient after vaccination with ChAdOx1 (AstraZeneca), which required emergency femoral and carotid surgical thrombectomy: <https://pubmed.ncbi.nlm.nih.gov/34644642/>.
463. Case series of vaccine-induced thrombotic thrombocytopenia in a London teaching hospital: <https://pubmed.ncbi.nlm.nih.gov/34694650/>.

464. Neuro-ophthalmic complications with thrombocytopenia and thrombosis induced by ChAdOx1 nCoV-19 vaccine: <https://pubmed.ncbi.nlm.nih.gov/34726934/>
465. Thrombotic events after COVID-19 vaccination in over 50 years of age: results of a population-based study in Italy: <https://pubmed.ncbi.nlm.nih.gov/34835237/>
466. Intracerebral hemorrhage associated with vaccine-induced thrombotic thrombocytopenia after ChAdOx1 nCOVID-19 vaccination in a pregnant woman: <https://pubmed.ncbi.nlm.nih.gov/34261297/>
467. Age- and sex-specific incidence of cerebral venous sinus thrombosis associated with Ad26.COV2.S COVID-19 vaccination: <https://pubmed.ncbi.nlm.nih.gov/34724036/>.
468. Genital necrosis with cutaneous thrombosis following vaccination with COVID-19 mRNA: <https://pubmed.ncbi.nlm.nih.gov/34839563/>
469. Cerebral venous sinus thrombosis after mRNA-based COVID-19 vaccination: <https://pubmed.ncbi.nlm.nih.gov/34783932/>.
470. COVID-19 vaccine-induced immune thrombosis with thrombocytopenia thrombosis (VITT) and shades of gray in thrombus formation: <https://pubmed.ncbi.nlm.nih.gov/34624910/>
471. Inflammatory myositis after vaccination with ChAdOx1: <https://pubmed.ncbi.nlm.nih.gov/34585145/>
472. Acute ST-segment elevation myocardial infarction secondary to vaccine-induced immune thrombosis with thrombocytopenia (VITT): <https://pubmed.ncbi.nlm.nih.gov/34580132/>.
473. A rare case of COVID-19 vaccine-induced thrombotic thrombocytopenia (VITT) affecting the venosplanchnic and pulmonary arterial circulation from a UK district general hospital: <https://pubmed.ncbi.nlm.nih.gov/34535492/>
474. COVID-19 vaccine-induced thrombotic thrombocytopenia: a case series: <https://pubmed.ncbi.nlm.nih.gov/34527501/>
475. Thrombosis with thrombocytopenia syndrome (TTS) after vaccination with AstraZeneca ChAdOx1 nCoV-19 (AZD1222) COVID-19: a risk-benefit analysis for persons <60% risk-benefit analysis for people <60 years in Australia: <https://pubmed.ncbi.nlm.nih.gov/34272095/>
476. Immune thrombocytopenia after immunization with Vaxzevria ChadOx1-S vaccine (AstraZeneca), Victoria, Australia: <https://pubmed.ncbi.nlm.nih.gov/34756770/>

477. Characteristics and outcomes of patients with cerebral venous sinus thrombosis in thrombotic immune thrombocytopenia induced by SARS-CoV-2 vaccine: <https://jamanetwork.com/journals/jamaneurology/fullarticle/2784622>
478. Case study of thrombosis and thrombocytopenia syndrome after administration of the AstraZeneca COVID-19 vaccine: <https://pubmed.ncbi.nlm.nih.gov/34781321/>
479. Thrombosis with Thrombocytopenia Syndrome Associated with COVID-19 Vaccines: <https://pubmed.ncbi.nlm.nih.gov/34062319/>
480. Cerebral venous sinus thrombosis following vaccination with ChAdOx1: the first case of definite thrombosis with thrombocytopenia syndrome in India: <https://pubmed.ncbi.nlm.nih.gov/34706921/>
481. COVID-19 vaccine-associated thrombosis with thrombocytopenia syndrome (TTS): systematic review and post hoc analysis: <https://pubmed.ncbi.nlm.nih.gov/34698582/>.
482. Case report of immune thrombocytopenia after vaccination with ChAdOx1 nCoV-19: <https://pubmed.ncbi.nlm.nih.gov/34751013/>.
483. Acute transverse myelitis after COVID-19 vaccination: <https://pubmed.ncbi.nlm.nih.gov/34684047/>.
484. Concerns for adverse effects of thrombocytopenia and thrombosis after adenovirus-vectored COVID-19 vaccination: <https://pubmed.ncbi.nlm.nih.gov/34541935/>
485. Major hemorrhagic stroke after ChAdOx1 nCoV-19 vaccination: a case report: <https://pubmed.ncbi.nlm.nih.gov/34273119/>
486. Cerebral venous sinus thrombosis after COVID-19 vaccination: neurologic and radiologic management: <https://pubmed.ncbi.nlm.nih.gov/34327553/>.
487. Thrombocytopenia with acute ischemic stroke and hemorrhage in a patient recently vaccinated with an adenoviral vector-based COVID-19 vaccine: <https://pubmed.ncbi.nlm.nih.gov/33877737/>
488. Intracerebral hemorrhage and thrombocytopenia after AstraZeneca COVID-19 vaccine: clinical and diagnostic challenges of vaccine-induced thrombotic thrombocytopenia: <https://pubmed.ncbi.nlm.nih.gov/34646685/>
489. Minimal change disease with severe acute kidney injury after Oxford-
490. AstraZeneca COVID-19 vaccine: case report: <https://pubmed.ncbi.nlm.nih.gov/34242687/>.

491. Case report: cerebral sinus vein thrombosis in two patients with AstraZeneca SARS-CoV-2 vaccine: <https://pubmed.ncbi.nlm.nih.gov/34609603/>
492. Case report: Pityriasis rosea-like rash after vaccination with COVID-19: <https://pubmed.ncbi.nlm.nih.gov/34557507/>
493. Extensive longitudinal transverse myelitis after ChAdOx1 nCoV-19 vaccine: case report: <https://pubmed.ncbi.nlm.nih.gov/34641797/>.
494. Acute eosinophilic pneumonia associated with anti-COVID-19 vaccine AZD1222: <https://pubmed.ncbi.nlm.nih.gov/34812326/>.
495. Thrombocytopenia, including immune thrombocytopenia after receiving COVID-19 mRNA vaccines reported to the Vaccine Adverse Event Reporting System (VAERS): <https://pubmed.ncbi.nlm.nih.gov/34006408/>
496. A case of ANCA-associated vasculitis after AZD1222 (Oxford-AstraZeneca) SARS-CoV-2 vaccination: victim or causality?: <https://pubmed.ncbi.nlm.nih.gov/34416184/>
497. Vaccine-induced immune thrombosis and thrombocytopenia syndrome after adenovirus-vectored severe acute respiratory syndrome coronavirus 2 vaccination: a new hypothesis on mechanisms and implications for future vaccine development: <https://pubmed.ncbi.nlm.nih.gov/34664303/>.
498. Thrombosis in peripheral artery disease and thrombotic thrombocytopenia following adenoviral COVID-19 vaccination: <https://pubmed.ncbi.nlm.nih.gov/34649281/>.
499. Newly diagnosed immune thrombocytopenia in a pregnant patient after coronavirus disease 2019 vaccination: <https://pubmed.ncbi.nlm.nih.gov/34420249/>
500. Cerebral venous sinus thrombosis and thrombotic events after vector-based COVID-19 vaccines: systematic review and meta-analysis: <https://pubmed.ncbi.nlm.nih.gov/34610990/>.
501. Sweet's syndrome after Oxford-AstraZeneca COVID-19 vaccine (AZD1222) in an elderly woman: <https://pubmed.ncbi.nlm.nih.gov/34590397/>
502. Sudden sensorineural hearing loss after COVID-19 vaccination: <https://pubmed.ncbi.nlm.nih.gov/34670143/>.
503. Prevalence of serious adverse events among health care professionals after receiving the first dose of ChAdOx1 nCoV-19 coronavirus vaccine (Covishield) in Togo, March 2021: <https://pubmed.ncbi.nlm.nih.gov/34819146/>.

504. Acute hemichorea-hemiballismus after COVID-19 (AZD1222) vaccination: <https://pubmed.ncbi.nlm.nih.gov/34581453/>
505. Recurrence of alopecia areata after covid-19 vaccination: a report of three cases in Italy: <https://pubmed.ncbi.nlm.nih.gov/34741583/>
506. Shingles-like skin lesion after vaccination with AstraZeneca for COVID-19: a case report: <https://pubmed.ncbi.nlm.nih.gov/34631069/>
507. Thrombosis after COVID-19 vaccination: possible link to ACE pathways: <https://pubmed.ncbi.nlm.nih.gov/34479129/>
508. Thrombocytopenia in an adolescent with sickle cell anemia after COVID-19 vaccination: <https://pubmed.ncbi.nlm.nih.gov/34331506/>
509. Leukocytoclastic vasculitis as a cutaneous manifestation of ChAdOx1 corona virus vaccine nCoV-19 (recombinant): <https://pubmed.ncbi.nlm.nih.gov/34546608/>
510. Abdominal pain and bilateral adrenal hemorrhage from immune thrombotic thrombocytopenia induced by COVID-19 vaccine: <https://pubmed.ncbi.nlm.nih.gov/34546343/>
511. Longitudinally extensive cervical myelitis after vaccination with inactivated virus based COVID-19 vaccine: <https://pubmed.ncbi.nlm.nih.gov/34849183/>
512. Induction of cutaneous leukocytoclastic vasculitis after ChAdOx1 nCoV-19 vaccine: <https://pubmed.ncbi.nlm.nih.gov/34853744/>.
513. A case of toxic epidermal necrolysis after vaccination with ChAdOx1 nCoV-19 (AZD1222): <https://pubmed.ncbi.nlm.nih.gov/34751429/>.
514. Ocular adverse events following COVID-19 vaccination: <https://pubmed.ncbi.nlm.nih.gov/34559576/>
515. Depression after ChAdOx1-S / nCoV-19 vaccination: <https://pubmed.ncbi.nlm.nih.gov/34608345/>.
516. Venous thromboembolism and mild thrombocytopenia after ChAdOx1 nCoV-19 vaccination: <https://pubmed.ncbi.nlm.nih.gov/34384129/>.
517. Recurrent ANCA-associated vasculitis after Oxford AstraZeneca ChAdOx1-S COVID-19 vaccination: a case series of two patients: <https://pubmed.ncbi.nlm.nih.gov/34755433/>
518. Major artery thrombosis and vaccination against ChAdOx1 nCoV-19: <https://pubmed.ncbi.nlm.nih.gov/34839830/>

519. Rare case of contralateral supraclavicular lymphadenopathy after vaccination with COVID-19: computed tomography and ultrasound findings: <https://pubmed.ncbi.nlm.nih.gov/34667486/>
520. Cutaneous lymphocytic vasculitis after administration of the second dose of AZD1222 (Oxford-AstraZeneca) Severe acute respiratory syndrome Coronavirus 2 vaccine: chance or causality: <https://pubmed.ncbi.nlm.nih.gov/34726187/>.
521. Pancreas allograft rejection after ChAdOx1 nCoV-19 vaccine: <https://pubmed.ncbi.nlm.nih.gov/34781027/>
522. Understanding the risk of thrombosis with thrombocytopenia syndrome following Ad26.COV2.S vaccination: <https://pubmed.ncbi.nlm.nih.gov/34595694/>
523. Cutaneous adverse reactions of 35,229 doses of COVID-19 Sinovac and AstraZeneca vaccine COVID-19: a prospective cohort study in health care workers: <https://pubmed.ncbi.nlm.nih.gov/34661934/>
524. Comments on thrombosis after vaccination: spike protein leader sequence could be responsible for thrombosis and antibody-mediated thrombocytopenia: <https://pubmed.ncbi.nlm.nih.gov/34788138/>
525. Eosinophilic dermatosis after AstraZeneca COVID-19 vaccination: <https://pubmed.ncbi.nlm.nih.gov/34753210/>.
526. Severe immune thrombocytopenia following COVID-19 vaccination: report of four cases and review of the literature: <https://pubmed.ncbi.nlm.nih.gov/34653943/>.
527. Relapse of immune thrombocytopenia after COVID-19 vaccination: <https://pubmed.ncbi.nlm.nih.gov/34591991/>
528. Thrombosis in pre- and post-vaccination phase of COVID-19; <https://pubmed.ncbi.nlm.nih.gov/34650382/>
529. A look at the role of postmortem immunohistochemistry in understanding the inflammatory pathophysiology of COVID-19 disease and vaccine-related thrombotic adverse events: a narrative review: <https://pubmed.ncbi.nlm.nih.gov/34769454/>
530. COVID-19 vaccine in patients with hypercoagulability disorders: a clinical perspective: <https://pubmed.ncbi.nlm.nih.gov/34786893/>
531. Vaccine-associated thrombocytopenia and thrombosis: venous endotheliopathy leading to combined venous micro-macrothrombosis: <https://pubmed.ncbi.nlm.nih.gov/34833382/>

532. Thrombosis and thrombocytopenia syndrome causing isolated symptomatic carotid occlusion after COVID-19 Ad26.COV2.S vaccine (Janssen): <https://pubmed.ncbi.nlm.nih.gov/34670287/>
533. An unusual presentation of acute deep vein thrombosis after Modern COVID-19 vaccine: case report: <https://pubmed.ncbi.nlm.nih.gov/34790811/>
534. Immediate high-dose intravenous immunoglobulins followed by direct treatment with thrombin inhibitors is crucial for survival in vaccine-induced immune thrombotic thrombocytopenia Sars-Covid-19-vector adenoviral VITT with venous thrombosis of the cerebral sinus and portal vein: <https://pubmed.ncbi.nlm.nih.gov/34023956/>.
535. Thrombosis formation after COVID-19 vaccination immunologic aspects: review article: <https://pubmed.ncbi.nlm.nih.gov/34629931/>
536. Imaging and hematologic findings in thrombosis and thrombocytopenia after vaccination with ChAdOx1 nCoV-19 (AstraZeneca): <https://pubmed.ncbi.nlm.nih.gov/34402666/>
537. Spectrum of neuroimaging findings in post-CoVID-19 vaccination: a case series and review of the literature: <https://pubmed.ncbi.nlm.nih.gov/34842783/>
538. Cerebral venous sinus thrombosis, pulmonary embolism, and thrombocytopenia after COVID-19 vaccination in a Taiwanese man: a case report and review of the literature: <https://pubmed.ncbi.nlm.nih.gov/34630307/>
539. Fatal cerebral venous sinus thrombosis after COVID-19 vaccination: <https://pubmed.ncbi.nlm.nih.gov/33983464/>
540. Autoimmune roots of thrombotic events after COVID-19 vaccination: <https://pubmed.ncbi.nlm.nih.gov/34508917/>.
541. New portal vein thrombosis in cirrhosis: is thrombophilia exacerbated by vaccine or COVID-19: [https://www.jcehepatology.com/article/S0973-6883\(21\)00545-4/fulltext](https://www.jcehepatology.com/article/S0973-6883(21)00545-4/fulltext).
542. Images of immune thrombotic thrombocytopenia induced by Oxford / AstraZeneca® COVID-19 vaccine: <https://pubmed.ncbi.nlm.nih.gov/33962903/>.
543. Cerebral venous sinus thrombosis after vaccination with COVID-19 mRNA of BNT162b2: <https://pubmed.ncbi.nlm.nih.gov/34796065/>.
544. Increased risk of urticaria/angioedema after BNT162b2 mRNA COVID-19 vaccination in health care workers taking ACE inhibitors: <https://pubmed.ncbi.nlm.nih.gov/34579248/>

545. A case of unusual mild clinical presentation of COVID-19 vaccine-induced immune thrombotic thrombocytopenia with splanchnic vein thrombosis: <https://pubmed.ncbi.nlm.nih.gov/34843991/>
546. Cerebral venous sinus thrombosis following vaccination with Pfizer-BioNTech COVID-19 (BNT162b2): <https://pubmed.ncbi.nlm.nih.gov/34595867/>
547. A case of idiopathic thrombocytopenic purpura after a booster dose of COVID-19 BNT162b2 vaccine (Pfizer-Biontech): <https://pubmed.ncbi.nlm.nih.gov/34820240/>
548. Vaccine-induced immune thrombotic immune thrombocytopenia (VITT): targeting pathologic mechanisms with Bruton's tyrosine kinase inhibitors: <https://pubmed.ncbi.nlm.nih.gov/33851389/>
549. Thrombotic thrombocytopenic purpura after vaccination with Ad26.COV2-S: <https://pubmed.ncbi.nlm.nih.gov/33980419/>
550. Thromboembolic events in younger females exposed to Pfizer-BioNTech or Moderna COVID-19 vaccines: <https://pubmed.ncbi.nlm.nih.gov/34264151/>
551. Potential risk of thrombotic events after COVID-19 vaccination with Oxford-AstraZeneca in women receiving estrogen: <https://pubmed.ncbi.nlm.nih.gov/34734086/>
552. Thrombosis after adenovirus-vectored COVID-19 vaccination: a concern for underlying disease: <https://pubmed.ncbi.nlm.nih.gov/34755555/>
553. Adenovirus interactions with platelets and coagulation and vaccine-induced immune thrombotic thrombocytopenia syndrome: <https://pubmed.ncbi.nlm.nih.gov/34407607/>
554. Thrombotic thrombocytopenic purpura: a new threat after COVID bnt162b2 vaccine: <https://pubmed.ncbi.nlm.nih.gov/34264514/>.
555. Unusual site of deep vein thrombosis after vaccination against coronavirus mRNA-2019 coronavirus disease (COVID-19): <https://pubmed.ncbi.nlm.nih.gov/34840204/>
556. Neurological side effects of SARS-CoV-2 vaccines: <https://pubmed.ncbi.nlm.nih.gov/34750810/>
557. Coagulopathies after SARS-CoV-2 vaccination may derive from a combined effect of SARS-CoV-2 spike protein and adenovirus vector-activated signaling pathways: <https://pubmed.ncbi.nlm.nih.gov/34639132/>

558. Isolated pulmonary embolism after COVID vaccination: 2 case reports and a review of acute pulmonary embolism complications and follow-up: <https://pubmed.ncbi.nlm.nih.gov/34804412/>
559. Central retinal vein occlusion after vaccination with SARS-CoV-2 mRNA: case report: <https://pubmed.ncbi.nlm.nih.gov/34571653/>.
560. Complicated case report of long-term vaccine-induced thrombotic immune thrombocytopenia A: <https://pubmed.ncbi.nlm.nih.gov/34835275/>.
561. Deep venous thrombosis after vaccination with Ad26.COV2.S in adult males: <https://pubmed.ncbi.nlm.nih.gov/34659839/>.
562. Neurological autoimmune diseases after SARS-CoV-2 vaccination: a case series: <https://pubmed.ncbi.nlm.nih.gov/34668274/>.
563. Severe autoimmune hemolytic autoimmune anemia after receiving SARS-CoV-2 mRNA vaccine: <https://pubmed.ncbi.nlm.nih.gov/34549821/>
564. Occurrence of COVID-19 variants among recipients of ChAdOx1 nCoV-19 vaccine (recombinant): <https://pubmed.ncbi.nlm.nih.gov/34528522/>
565. Prevalence of thrombocytopenia, anti-platelet factor 4 antibodies, and elevated D-dimer in Thais after vaccination with ChAdOx1 nCoV-19: <https://pubmed.ncbi.nlm.nih.gov/34568726/>
566. Epidemiology of acute myocarditis/pericarditis in Hong Kong adolescents after co-vaccination: <https://academic.oup.com/cid/advance-article-abstract/doi/10.1093/cid/ciab989/6445179>.
567. Myocarditis after 2019 coronavirus disease mRNA vaccine: a case series and determination of incidence rate: <https://academic.oup.com/cid/advance-article/doi/10.1093/cid/ciab926/6420408>
568. Myocarditis and pericarditis after COVID-19 vaccination: inequalities in age and vaccine types: <https://www.mdpi.com/2075-4426/11/11/1106>
569. Epidemiology and clinical features of myocarditis/pericarditis before the introduction of COVID-19 mRNA vaccine in Korean children: a multicenter study: <https://pubmed.ncbi.nlm.nih.gov/34402230/>
570. Shedding light on post-vaccination myocarditis and pericarditis in COVID-19 and non-COVID-19 vaccine recipients: <https://pubmed.ncbi.nlm.nih.gov/34696294/>
571. Myocarditis Following mRNA COVID-19

Vaccine: https://journals.lww.com/pec-online/Abstract/2021/11000/Myocarditis_Following_mRNA_COVID_19_Vaccine.9.aspx.

572. Myocarditis following BNT162b2 mRNA Covid-19 mRNA vaccine in Israel: <https://pubmed.ncbi.nlm.nih.gov/34614328/>.
573. Myocarditis, pericarditis, and cardiomyopathy following COVID-19 vaccination: [https://www.heartlungcirc.org/article/S1443-9506\(21\)01156-2/fulltext](https://www.heartlungcirc.org/article/S1443-9506(21)01156-2/fulltext)
574. Myocarditis and other cardiovascular complications of COVID-19 mRNA-based COVID-19 vaccines: <https://pubmed.ncbi.nlm.nih.gov/34277198/>
575. Possible Association Between COVID-19 Vaccine and Myocarditis: Clinical and CMR Findings: <https://pubmed.ncbi.nlm.nih.gov/34246586/>
576. Hypersensitivity Myocarditis and COVID-19 Vaccines: <https://pubmed.ncbi.nlm.nih.gov/34856634/>.
577. Severe myocarditis associated with COVID-19 vaccine: zebra or unicorn?: [https://www.internationaljournalofcardiology.com/article/S0167-5273\(21\)01477-7/fulltext](https://www.internationaljournalofcardiology.com/article/S0167-5273(21)01477-7/fulltext).
578. Acute myocardial infarction and myocarditis after COVID-19 vaccination: <https://www.ncbi.nlm.nih.gov/labs/pmc/articles/PMC8522388/>
579. Myocarditis after Covid-19 vaccination in a large healthcare organization: <https://www.nejm.org/doi/10.1056/NEJMoa2110737>
580. Association of myocarditis with COVID-19 messenger RNA BNT162b2 vaccine in a case series of children: <https://jamanetwork.com/journals/jamacardiology/fullarticle/2783052>
581. Clinical suspicion of myocarditis temporally related to COVID-19 vaccination in adolescents and young adults: https://www.ahajournals.org/doi/abs/10.1161/CIRCULATIONAHA.121.056583?url_ver=Z39.88-2003&rfr_id=ori:rid:crossref.org&rfr_dat=cr_pub%20%200pubmed
582. STEMI mimicry: focal myocarditis in an adolescent patient after COVID-19 mRNA vaccination: <https://pubmed.ncbi.nlm.nih.gov/34756746/>
583. Myocarditis and pericarditis in association with COVID-19 mRNA vaccination: cases from a regional pharmacovigilance center: <https://www.ncbi.nlm.nih.gov/labs/pmc/articles/PMC8587334/>

584. Myocarditis after COVID-19 mRNA vaccines: <https://pubmed.ncbi.nlm.nih.gov/34546329/>.
585. Patients with acute myocarditis after COVID-19 mRNA vaccination: <https://jamanetwork.com/journals/jamacardiology/fullarticle/2781602>.
586. Myocarditis after COVID-19 vaccination: a case series: <https://www.sciencedirect.com/science/article/pii/S0264410X21011725?via%3Dihub>.
587. Myocarditis associated with COVID-19 vaccination in adolescents: <https://publications.aap.org/pediatrics/article/148/5/e2021053427/181357>
588. Myocarditis findings on cardiac magnetic resonance imaging after vaccination with COVID-19 mRNA in adolescents: <https://pubmed.ncbi.nlm.nih.gov/34704459/>
589. Myocarditis after COVID-19 vaccination: magnetic resonance imaging study: <https://academic.oup.com/ehjcmimaging/advance-article/doi/10.1093/ehjci/jeab230/6421640>.
590. Acute myocarditis after administration of the second dose of BNT162b2 COVID-19 vaccine: <https://www.ncbi.nlm.nih.gov/labs/pmc/articles/PMC8599115/>
591. Myocarditis after COVID-19 vaccination: <https://www.sciencedirect.com/science/article/pii/S2352906721001603>
592. Case report: probable myocarditis after Covid-19 mRNA vaccine in a patient with arrhythmogenic left ventricular cardiomyopathy: <https://pubmed.ncbi.nlm.nih.gov/34712717/>.
593. Acute myocarditis after administration of BNT162b2 vaccine against COVID-19: <https://www.revespcardiol.org/en-linkresolver-acute-myocarditis-after-administration-bnt162b2-S188558572100133X>.
594. Myocarditis associated with COVID-19 mRNA vaccination: <https://pubs.rsna.org/doi/10.1148/radiol.2021211430>
595. Acute myocarditis after COVID-19 vaccination: a case report: <https://www.sciencedirect.com/science/article/pii/S0248866321007098>
596. Acute myopericarditis after COVID-19 vaccination in adolescents: <https://pubmed.ncbi.nlm.nih.gov/34589238/>.
597. Perimyocarditis in adolescents after Pfizer-BioNTech COVID-19 vaccination: <https://academic.oup.com/jpids/article/10/10/962/6329543>.

598. Acute myocarditis associated with anti-COVID-19 vaccination: <https://ecevr.org/DOIx.php?id=10.7774/cevr.2021.10.2.196>.
599. Myocarditis associated with COVID-19 vaccination: echocardiographic, cardiac CT, and MRI findings: <https://pubmed.ncbi.nlm.nih.gov/34428917/>.
600. Acute symptomatic myocarditis in 7 adolescents after Pfizer-BioNTech COVID-19 vaccination: <https://pubmed.ncbi.nlm.nih.gov/34088762/>.
601. Myocarditis and pericarditis in adolescents after first and second doses of COVID-19 mRNA vaccines: <https://academic.oup.com/ehjqcco/advance-article/doi/10.1093/ehjqcco/qcab090/6442104>.
602. COVID 19 vaccine for adolescents. Concern for myocarditis and pericarditis: <https://www.mdpi.com/2036-7503/13/3/61>.
603. Cardiac imaging of acute myocarditis after vaccination with COVID-19 mRNA: <https://pubmed.ncbi.nlm.nih.gov/34402228/>
604. Myocarditis temporally associated with COVID-19 vaccination: <https://pubmed.ncbi.nlm.nih.gov/34133885/>
605. Acute myocardial injury after COVID-19 vaccination: a case report and review of current evidence from the vaccine adverse event reporting system database: <https://pubmed.ncbi.nlm.nih.gov/34219532/>
606. Acute myocarditis associated with COVID-19 vaccination: report of a case: <https://www.ncbi.nlm.nih.gov/labs/pmc/articles/PMC8639400/>
607. Myocarditis following vaccination with COVID-19 messenger RNA: a Japanese case series: <https://pubmed.ncbi.nlm.nih.gov/34840235/>.
608. Myocarditis in the setting of a recent COVID-19 vaccination: <https://pubmed.ncbi.nlm.nih.gov/34712497/>.
609. Acute myocarditis after a second dose of COVID-19 mRNA vaccine: report of two cases: [https://www.clinicalimaging.org/article/S0899-7071\(21\)00265-5/fulltext](https://www.clinicalimaging.org/article/S0899-7071(21)00265-5/fulltext).
610. Prevalence of thrombocytopenia, antiplatelet factor 4 antibodies, and elevated D-dimer in Thais after vaccination with ChAdOx1 nCoV-19: <https://pubmed.ncbi.nlm.nih.gov/34568726/>
611. Epidemiology of acute myocarditis/pericarditis in Hong Kong adolescents after co-vaccination: <https://academic.oup.com/cid/advance-article-abstract/doi/10.1093/cid/ciab989/6445179>

612. Myocarditis after 2019 coronavirus disease mRNA vaccine: a case series and incidence rate determination: <https://academic.oup.com/cid/advance-article/doi/10.1093/cid/ciab926/6420408>.
613. Myocarditis and pericarditis after COVID-19 vaccination: inequalities in age and vaccine types: <https://www.mdpi.com/2075-4426/11/11/1106>
614. Epidemiology and clinical features of myocarditis/pericarditis before the introduction of COVID-19 mRNA vaccine in Korean children: a multicenter study: <https://pubmed.ncbi.nlm.nih.gov/34402230/>
615. Shedding light on post-vaccination myocarditis and pericarditis in COVID-19 and non-COVID-19 vaccine recipients: <https://pubmed.ncbi.nlm.nih.gov/34696294/>
616. Diffuse prothrombotic syndrome after administration of ChAdOx1 nCoV-19 vaccine: case report: <https://pubmed.ncbi.nlm.nih.gov/34615534/>
617. Three cases of acute venous thromboembolism in women after coronavirus 2019 vaccination: <https://pubmed.ncbi.nlm.nih.gov/34352418/>
618. Clinical and biological features of cerebral venous sinus thrombosis after vaccination with ChAdOx1 nCov-19; <https://jnnp.bmj.com/content/early/2021/09/29/jnnp-2021-327340>.
619. CAd26.COV2-S vaccination may reveal hereditary thrombophilia: massive cerebral venous sinus thrombosis in a young man with normal platelet count: <https://pubmed.ncbi.nlm.nih.gov/34632750/>
620. Post-mortem findings in vaccine-induced thrombotic thrombocytopenia: <https://haematologica.org/article/view/haematol.2021.279075>
621. COVID-19 vaccine-induced thrombosis: <https://pubmed.ncbi.nlm.nih.gov/34802488/>.
622. Inflammation and platelet activation after COVID-19 vaccines: possible mechanisms behind vaccine-induced immune thrombocytopenia and thrombosis: <https://pubmed.ncbi.nlm.nih.gov/34887867/>.
623. Anaphylactoid reaction and coronary thrombosis related to COVID-19 mRNA vaccine: <https://pubmed.ncbi.nlm.nih.gov/34863404/>.
624. Vaccine-induced cerebral venous thrombosis and thrombocytopenia. Oxford-AstraZeneca COVID-19: a missed opportunity for rapid return on experience: <https://www.sciencedirect.com/science/article/pii/S235255682100093X>

625. Occurrence of splenic infarction due to arterial thrombosis after vaccination with COVID-19: <https://pubmed.ncbi.nlm.nih.gov/34876440/>
626. Deep venous thrombosis more than two weeks after COVID-19 vaccination: <https://pubmed.ncbi.nlm.nih.gov/33928773/>
627. Case report: Take a second look: Cerebral venous thrombosis related to Covid-19 vaccination and thrombotic thrombocytopenia syndrome: <https://pubmed.ncbi.nlm.nih.gov/34880826/>
628. Information on ChAdOx1 nCoV-19 vaccine-induced immune-mediated thrombotic thrombocytopenia: <https://pubmed.ncbi.nlm.nih.gov/34587242/>
629. Change in blood viscosity after COVID-19 vaccination: estimation for persons with underlying metabolic syndrome: <https://pubmed.ncbi.nlm.nih.gov/34868465/>
630. Management of a patient with a rare congenital limb malformation syndrome after SARS-CoV-2 vaccine-induced thrombosis and thrombocytopenia (VITT): <https://pubmed.ncbi.nlm.nih.gov/34097311/>
631. Bilateral thalamic stroke: a case of COVID-19 (VITT) vaccine-induced immune thrombotic thrombocytopenia or a coincidence due to underlying risk factors: <https://pubmed.ncbi.nlm.nih.gov/34820232/>.
632. Thrombocytopenia and splanchnic thrombosis after vaccination with Ad26.COV2.S successfully treated with transjugular intrahepatic intrahepatic portosystemic shunt and thrombectomy: <https://onlinelibrary.wiley.com/doi/10.1002/ajh.26258>
633. Incidence of acute ischemic stroke after coronavirus vaccination in Indonesia: case series: <https://pubmed.ncbi.nlm.nih.gov/34579636/>
634. Successful treatment of vaccine-induced immune immune thrombotic thrombocytopenia in a 26-year-old female patient: <https://pubmed.ncbi.nlm.nih.gov/34614491/>
635. Case report: vaccine-induced immune immune thrombotic thrombocytopenia in a patient with pancreatic cancer after vaccination with messenger RNA-1273: <https://pubmed.ncbi.nlm.nih.gov/34790684/>
636. Idiopathic idiopathic external jugular vein thrombophlebitis after coronavirus disease vaccination (COVID-19): <https://pubmed.ncbi.nlm.nih.gov/33624509/>.

637. Squamous cell carcinoma of the lung with hemoptysis following vaccination with tozinameran (BNT162b2, Pfizer-BioNTech): <https://pubmed.ncbi.nlm.nih.gov/34612003/>
638. Vaccine-induced thrombotic thrombocytopenia after Ad26.COV2.S vaccination in a man presenting as acute venous thromboembolism: <https://pubmed.ncbi.nlm.nih.gov/34096082/>
639. Myocarditis associated with COVID-19 vaccination in three adolescent boys: <https://pubmed.ncbi.nlm.nih.gov/34851078/>.
640. Cardiovascular magnetic resonance findings in young adult patients with acute myocarditis after COVID-19 mRNA vaccination: a case series: <https://pubmed.ncbi.nlm.nih.gov/34496880/>
641. Perimyocarditis after vaccination with COVID-19: <https://pubmed.ncbi.nlm.nih.gov/34866957/>
642. Epidemiology of acute myocarditis/pericarditis in Hong Kong adolescents after co-vaccination: <https://pubmed.ncbi.nlm.nih.gov/34849657/>.
643. Myocarditis-induced sudden death after BNT162b2 COVID-19 mRNA vaccination in Korea: case report focusing on histopathological findings: <https://pubmed.ncbi.nlm.nih.gov/34664804/>
644. Acute myocarditis after vaccination with COVID-19 mRNA in adults aged 18 years or older: <https://pubmed.ncbi.nlm.nih.gov/34605853/>
645. Recurrence of acute myocarditis temporally associated with receipt of the 2019 coronavirus mRNA disease vaccine (COVID-19) in an adolescent male: <https://pubmed.ncbi.nlm.nih.gov/34166671/>
646. Young male with myocarditis after mRNA-1273 coronavirus disease-2019 (COVID-19) mRNA vaccination: <https://pubmed.ncbi.nlm.nih.gov/34744118/>
647. Acute myocarditis after SARS-CoV-2 vaccination in a 24-year-old male: <https://pubmed.ncbi.nlm.nih.gov/34334935/>.
648. Ga-DOTATOC digital PET images of inflammatory cell infiltrates in myocarditis after vaccination with COVID-19: <https://pubmed.ncbi.nlm.nih.gov/34746968/>
649. Occurrence of acute infarct-like myocarditis after vaccination with COVID-19: just an accidental coincidence or rather a vaccination-associated autoimmune myocarditis?": <https://pubmed.ncbi.nlm.nih.gov/34333695/>.
650. Self-limited myocarditis presenting with chest pain and ST-segment elevation in adolescents after vaccination with BNT162b2 mRNA vaccine: <https://pubmed.ncbi.nlm.nih.gov/34180390/>

651. Myocarditis Following Immunization with COVID-19 mRNA Vaccines in Members of the U.S. Military: <https://pubmed.ncbi.nlm.nih.gov/34185045/>
652. Myocarditis after BNT162b2 vaccination in a healthy male: <https://pubmed.ncbi.nlm.nih.gov/34229940/>
653. Myopericarditis in a previously healthy adolescent male after COVID-19 vaccination: Case report: <https://pubmed.ncbi.nlm.nih.gov/34133825/>
654. Acute myocarditis after SARS-CoV-2 mRNA-1273 mRNA vaccination: <https://pubmed.ncbi.nlm.nih.gov/34308326/>.
655. Chest pain with abnormal electrocardiogram redevelopment after injection of COVID-19 vaccine manufactured by Moderna: <https://pubmed.ncbi.nlm.nih.gov/34866106/>
656. Biopsy-proven lymphocytic myocarditis after first vaccination with COVID-19 mRNA in a 40-year-old man: case report: <https://pubmed.ncbi.nlm.nih.gov/34487236/>
657. Multimodality imaging and histopathology in a young man presenting with fulminant lymphocytic myocarditis and cardiogenic shock after vaccination with mRNA-1273: <https://pubmed.ncbi.nlm.nih.gov/34848416/>
658. Report of a case of myopericarditis after vaccination with BNT162b2 COVID-19 mRNA in a young Korean male: <https://pubmed.ncbi.nlm.nih.gov/34636504/>
659. Acute myocarditis after Comirnaty vaccination in a healthy male with previous SARS-CoV-2 infection: <https://pubmed.ncbi.nlm.nih.gov/34367386/>
660. Acute myocarditis in a young adult two days after vaccination with Pfizer: <https://pubmed.ncbi.nlm.nih.gov/34709227/>
661. Case report: acute fulminant myocarditis and cardiogenic shock after messenger RNA coronavirus vaccination in 2019 requiring extracorporeal cardiopulmonary resuscitation: <https://pubmed.ncbi.nlm.nih.gov/34778411/>
662. Acute myocarditis after 2019 coronavirus disease vaccination: <https://pubmed.ncbi.nlm.nih.gov/34734821/>
663. A series of patients with myocarditis after vaccination against SARS-CoV-2 with mRNA-1279 and BNT162b2: <https://pubmed.ncbi.nlm.nih.gov/34246585/>
664. Myopericarditis after Pfizer messenger ribonucleic acid coronavirus coronavirus disease vaccine in adolescents: <https://pubmed.ncbi.nlm.nih.gov/34228985/>

665. Post-vaccination multisystem inflammatory syndrome in adults without evidence of prior SARS-CoV-2 infection: <https://pubmed.ncbi.nlm.nih.gov/34852213/>
666. Acute myocarditis defined after vaccination with 2019 mRNA of coronavirus disease: <https://pubmed.ncbi.nlm.nih.gov/34866122/>
667. Biventricular systolic dysfunction in acute myocarditis after SARS-CoV-2 mRNA-1273 vaccination: <https://pubmed.ncbi.nlm.nih.gov/34601566/>
668. Myocarditis following COVID-19 vaccination: MRI study: <https://pubmed.ncbi.nlm.nih.gov/34739045/>.
669. Acute myocarditis after COVID-19 vaccination: case report: https://docs.google.com/document/d/1Hc4bh_qNbZ7UVm5BLxkRdMPnnI9zcCsl/e
670. Association of myocarditis with COVID-19 messenger RNA BNT162b2 vaccine COVID-19 in a case series of children: <https://pubmed.ncbi.nlm.nih.gov/34374740/>
671. Clinical suspicion of myocarditis temporally related to COVID-19 vaccination in adolescents and young adults: <https://pubmed.ncbi.nlm.nih.gov/34865500/>
672. Myocarditis following vaccination with Covid-19 in a large healthcare organization: <https://pubmed.ncbi.nlm.nih.gov/34614329/>
673. AstraZeneca COVID-19 vaccine and Guillain-Barré syndrome in Tasmania: a causal link: <https://pubmed.ncbi.nlm.nih.gov/34560365/>
674. COVID-19, Guillain-Barré and vaccineA dangerous mix: <https://pubmed.ncbi.nlm.nih.gov/34108736/>.
675. Guillain-Barré syndrome after the first dose of Pfizer-BioNTech COVID-19 vaccine: case report and review of reported cases: <https://pubmed.ncbi.nlm.nih.gov/34796417/>.
676. Guillain-Barre syndrome after BNT162b2 COVID-19 vaccine: <https://link.springer.com/article/10.1007%2Fs10072-021-05523-5>.
677. COVID-19 adenovirus vaccines and Guillain-Barré syndrome with facial palsy: <https://onlinelibrary.wiley.com/doi/10.1002/ana.26258>.
678. Association of receipt association of Ad26.COV2.S COVID-19 vaccine with presumed Guillain-Barre syndrome, February-July 2021: <https://jamanetwork.com/journals/jama/fullarticle/2785009>

679. A case of Guillain-Barré syndrome after Pfizer COVID-19 vaccine: <https://pubmed.ncbi.nlm.nih.gov/34567447/>
680. Guillain-Barré syndrome associated with COVID-19 vaccination: <https://pubmed.ncbi.nlm.nih.gov/34648420/>.
681. Rate of recurrent Guillain-Barré syndrome after COVID-19 BNT162b2 mRNA vaccine: <https://jamanetwork.com/journals/jamaneurology/fullarticle/2783708>
682. Guillain-Barre syndrome after COVID-19 vaccination in an adolescent: [https://www.pedneur.com/article/S0887-8994\(21\)00221-6/fulltext](https://www.pedneur.com/article/S0887-8994(21)00221-6/fulltext).
683. Guillain-Barre syndrome after ChAdOx1-S / nCoV-19 vaccination: <https://pubmed.ncbi.nlm.nih.gov/34114256/>.
684. Guillain-Barre syndrome after COVID-19 mRNA-1273 vaccine: case report: <https://pubmed.ncbi.nlm.nih.gov/34767184/>.
685. Guillain-Barre syndrome following SARS-CoV-2 vaccination in 19 patients: <https://pubmed.ncbi.nlm.nih.gov/34644738/>.
686. Guillain-Barre syndrome presenting with facial diplegia following vaccination with COVID-19 in two patients: <https://pubmed.ncbi.nlm.nih.gov/34649856/>
687. A rare case of Guillain-Barré syndrome after COVID-19 vaccination: <https://pubmed.ncbi.nlm.nih.gov/34671572/>
688. Neurological complications of COVID-19: Guillain-Barre syndrome after Pfizer COVID-19 vaccine: <https://pubmed.ncbi.nlm.nih.gov/33758714/>
689. COVID-19 vaccine causing Guillain-Barre syndrome, an uncommon potential side effect: <https://pubmed.ncbi.nlm.nih.gov/34484780/>
690. Guillain-Barre syndrome after the first dose of COVID-19 vaccination: case report; <https://pubmed.ncbi.nlm.nih.gov/34779385/>.
691. Miller Fisher syndrome after Pfizer COVID-19 vaccine: <https://pubmed.ncbi.nlm.nih.gov/34817727/>.
692. Miller Fisher syndrome after 2019 BNT162b2 mRNA coronavirus vaccination: <https://pubmed.ncbi.nlm.nih.gov/34789193/>.
693. Bilateral facial weakness with a variant of paresthesia of Guillain-Barre syndrome after Vaxzevria COVID-19 vaccine: <https://pubmed.ncbi.nlm.nih.gov/34261746/>

694. Guillain-Barre syndrome after the first injection of ChAdOx1 nCoV-19 vaccine: first report: <https://pubmed.ncbi.nlm.nih.gov/34217513/>.
695. A case of sensory ataxic Guillain-Barre syndrome with immunoglobulin G anti-GM1 antibodies after first dose of COVID-19 BNT162b2 mRNA vaccine (Pfizer): <https://pubmed.ncbi.nlm.nih.gov/34871447/>
696. Reporting of acute inflammatory neuropathies with COVID-19 vaccines: subgroup disproportionality analysis in VigiBase: <https://pubmed.ncbi.nlm.nih.gov/34579259/>
697. A variant of Guillain-Barré syndrome after SARS-CoV-2 vaccination: AMSAN: <https://pubmed.ncbi.nlm.nih.gov/34370408/>.
698. A rare variant of Guillain-Barré syndrome after vaccination with Ad26.COV2.S: <https://pubmed.ncbi.nlm.nih.gov/34703690/>.
699. Guillain-Barré syndrome after SARS-CoV-2 vaccination in a patient with previous vaccine-associated Guillain-Barré syndrome: <https://pubmed.ncbi.nlm.nih.gov/34810163/>
700. Guillain-Barré syndrome in an Australian state using mRNA and adenovirus-vector SARS-CoV-2 vaccines: <https://onlinelibrary.wiley.com/doi/10.1002/ana.26218>.
701. Acute transverse myelitis after SARS-CoV-2 vaccination: case report and review of the literature: <https://pubmed.ncbi.nlm.nih.gov/34482455/>.
702. Variant Guillain-Barré syndrome occurring after SARS-CoV-2 vaccination: <https://pubmed.ncbi.nlm.nih.gov/34114269/>.
703. Guillain-Barre syndrome with axonal variant temporally associated with Modern SARS-CoV-2 mRNA-based vaccine: <https://pubmed.ncbi.nlm.nih.gov/34722067/>
704. Guillain-Barre syndrome after the first dose of SARS-CoV-2 vaccine: a temporary occurrence, not a causal association: <https://pubmed.ncbi.nlm.nih.gov/33968610/>
705. SARS-CoV-2 vaccines can be complicated not only by Guillain-Barré syndrome but also by distal small fiber neuropathy: <https://pubmed.ncbi.nlm.nih.gov/34525410/>
706. Clinical variant of Guillain-Barré syndrome with prominent facial diplegia after AstraZeneca 2019 coronavirus disease vaccine: <https://pubmed.ncbi.nlm.nih.gov/34808658/>

707. Adverse event reporting and risk of Bell's palsy after COVID-19 vaccination: [https://www.thelancet.com/journals/laninf/article/PIIS1473-3099\(21\)00646-0/fulltext](https://www.thelancet.com/journals/laninf/article/PIIS1473-3099(21)00646-0/fulltext).
708. Bilateral facial nerve palsy and COVID-19 vaccination: causality or coincidence: <https://pubmed.ncbi.nlm.nih.gov/34522557/>
709. Left Bell's palsy after the first dose of mRNA-1273 SARS-CoV-2 vaccine: case report: <https://pubmed.ncbi.nlm.nih.gov/34763263/>.
710. Bell's palsy after inactivated vaccination with COVID-19 in a patient with a history of recurrent Bell's palsy: case report: <https://pubmed.ncbi.nlm.nih.gov/34621891/>
711. Neurological complications after the first dose of COVID-19 vaccines and SARS-CoV-2 infection: <https://pubmed.ncbi.nlm.nih.gov/34697502/>
712. Type I interferons as a potential mechanism linking COVID-19 mRNA vaccines with Bell's palsy: <https://pubmed.ncbi.nlm.nih.gov/33858693/>
713. Acute transverse myelitis following inactivated COVID-19 vaccine: <https://pubmed.ncbi.nlm.nih.gov/34370410/>
714. Acute transverse myelitis after COVID-19 vaccination: <https://pubmed.ncbi.nlm.nih.gov/34579245/>.
715. A case of longitudinally extensive transverse myelitis following Covid-19 vaccination: <https://pubmed.ncbi.nlm.nih.gov/34182207/>
716. Post COVID-19 transverse myelitis; a case report with review of the literature: <https://pubmed.ncbi.nlm.nih.gov/34457267/>.
717. Beware of neuromyelitis optica spectrum disorder after vaccination with inactivated virus for COVID-19: <https://pubmed.ncbi.nlm.nih.gov/34189662/>
718. Neuromyelitis optica in a healthy woman after vaccination against severe acute respiratory syndrome coronavirus 2 mRNA-1273: <https://pubmed.ncbi.nlm.nih.gov/34660149/>
719. Acute bilateral optic neuritis/chiasm with longitudinal extensive transverse myelitis in long-standing stable multiple sclerosis after vector-based vaccination against SARS-CoV-2: <https://pubmed.ncbi.nlm.nih.gov/34131771/>
720. A case series of acute pericarditis after vaccination with COVID-19 in the context of recent reports from Europe and the United States: <https://pubmed.ncbi.nlm.nih.gov/34635376/>

721. Acute pericarditis and cardiac tamponade after vaccination with Covid-19: <https://pubmed.ncbi.nlm.nih.gov/34749492/>
722. Myocarditis and pericarditis in adolescents after the first and second doses of COVID-19 mRNA vaccines: <https://pubmed.ncbi.nlm.nih.gov/34849667/>
723. Perimyocarditis in adolescents after Pfizer-BioNTech COVID-19 vaccine: <https://pubmed.ncbi.nlm.nih.gov/34319393/>
724. Acute myopericarditis after COVID-19 vaccine in adolescents: <https://pubmed.ncbi.nlm.nih.gov/34589238/>
725. Pericarditis after administration of the BNT162b2 mRNA vaccine COVID-19: <https://pubmed.ncbi.nlm.nih.gov/34149145/>
726. Case report: symptomatic pericarditis post COVID-19 vaccination: <https://pubmed.ncbi.nlm.nih.gov/34693198/>.
727. An outbreak of Still's disease after COVID-19 vaccination in a 34-year-old patient: <https://pubmed.ncbi.nlm.nih.gov/34797392/>
728. Hemophagocytic lymphohistiocytosis following COVID-19 vaccination (ChAdOx1 nCoV-19): <https://pubmed.ncbi.nlm.nih.gov/34862234/>
729. Myocarditis after SARS-CoV-2 mRNA vaccination, a case series: <https://pubmed.ncbi.nlm.nih.gov/34396358/>.
730. Miller-Fisher syndrome and Guillain-Barré syndrome overlap syndrome in a patient after Oxford-AstraZeneca SARS-CoV-2 vaccination: <https://pubmed.ncbi.nlm.nih.gov/34848426/>.
731. Immune-mediated disease outbreaks or new-onset disease in 27 subjects after mRNA/DNA vaccination against SARS-CoV-2: <https://pubmed.ncbi.nlm.nih.gov/33946748/>
732. Post-mortem investigation of deaths after vaccination with COVID-19 vaccines: <https://pubmed.ncbi.nlm.nih.gov/34591186/>
733. Acute kidney injury with macroscopic hematuria and IgA nephropathy after COVID-19 vaccination: <https://pubmed.ncbi.nlm.nih.gov/34352309/>
734. Relapse of immune thrombocytopenia after covid-19 vaccination in young male patient: <https://pubmed.ncbi.nlm.nih.gov/34804803/>.
735. Immune thrombocytopenic purpura associated with COVID-19 mRNA vaccine Pfizer-BioNTech BNT16B2b2: <https://pubmed.ncbi.nlm.nih.gov/34077572/>

736. Retinal hemorrhage after SARS-CoV-2 vaccination: <https://pubmed.ncbi.nlm.nih.gov/34884407/>.
737. Case report: anti-neutrophil cytoplasmic antibody-associated vasculitis with acute renal failure and pulmonary hemorrhage can occur after COVID-19 vaccination: <https://pubmed.ncbi.nlm.nih.gov/34859017/>
738. Intracerebral hemorrhage due to vasculitis following COVID-19 vaccination: case report: <https://pubmed.ncbi.nlm.nih.gov/34783899/>
739. Peduncular, symptomatic cavernous bleeding after immune thrombocytopenia-induced SARS-CoV-2 vaccination: <https://pubmed.ncbi.nlm.nih.gov/34549178/>.
740. Brain death in a vaccinated patient with COVID-19 infection: <https://pubmed.ncbi.nlm.nih.gov/34656887/>
741. Generalized purpura annularis telangiectodes after SARS-CoV-2 mRNA vaccination: <https://pubmed.ncbi.nlm.nih.gov/34236717/>.
742. Lobar hemorrhage with ventricular rupture shortly after the first dose of a SARS-CoV-2 mRNA-based SARS-CoV-2 vaccine: <https://pubmed.ncbi.nlm.nih.gov/34729467/>.
743. A case of outbreak of macroscopic hematuria and IgA nephropathy after SARS-CoV-2 vaccination: <https://pubmed.ncbi.nlm.nih.gov/33932458/>
744. Acral hemorrhage after administration of the second dose of SARS-CoV-2 vaccine. A post-vaccination reaction: <https://pubmed.ncbi.nlm.nih.gov/34092400/742>.
745. Severe immune thrombocytopenic purpura after SARS-CoV-2 vaccine: <https://pubmed.ncbi.nlm.nih.gov/34754937/>
746. Gross hematuria after severe acute respiratory syndrome coronavirus 2 vaccination in 2 patients with IgA nephropathy: <https://pubmed.ncbi.nlm.nih.gov/33771584/>
747. Autoimmune encephalitis after ChAdOx1-S SARS-CoV-2 vaccination: <https://pubmed.ncbi.nlm.nih.gov/34846583/>
748. COVID-19 vaccine and death: causality algorithm according to the WHO eligibility diagnosis: <https://pubmed.ncbi.nlm.nih.gov/34073536/>
749. Bell's palsy after vaccination with mRNA (BNT162b2) and inactivated (CoronaVac) SARS-CoV-2 vaccines: a case series and a nested case-control study: <https://pubmed.ncbi.nlm.nih.gov/34411532/>

750. Epidemiology of myocarditis and pericarditis following mRNA vaccines in Ontario, Canada: by vaccine product, schedule, and interval: <https://www.medrxiv.org/content/10.1101/2021.12.02.21267156v1>
751. Anaphylaxis following Covid-19 vaccine in a patient with cholinergic urticaria: <https://pubmed.ncbi.nlm.nih.gov/33851711/>
752. Anaphylaxis induced by CoronaVac COVID-19 vaccine: clinical features and results of revaccination: <https://pubmed.ncbi.nlm.nih.gov/34675550/>.
753. Anaphylaxis after Modern COVID-19 vaccine: <https://pubmed.ncbi.nlm.nih.gov/34734159/>.
754. Association of self-reported history of high-risk allergy with allergy symptoms after COVID-19 vaccination: <https://pubmed.ncbi.nlm.nih.gov/34698847/>
755. Sex differences in the incidence of anaphylaxis to LNP-mRNA vaccines COVID-19: <https://pubmed.ncbi.nlm.nih.gov/34020815/>
756. Allergic reactions, including anaphylaxis, after receiving the first dose of Pfizer-BioNTech COVID-19 vaccine – United States, December 14 to 23, 2020: <https://pubmed.ncbi.nlm.nih.gov/33641264/>
757. Allergic reactions, including anaphylaxis, after receiving the first dose of Modern COVID-19 vaccine – United States, December 21, 2020 to January 10, 2021: <https://pubmed.ncbi.nlm.nih.gov/33641268/>
758. Prolonged anaphylaxis to Pfizer 2019 coronavirus disease vaccine: a case report and mechanism of action: <https://pubmed.ncbi.nlm.nih.gov/33834172/>
759. Anaphylaxis reactions to Pfizer BNT162b2 vaccine: report of 3 cases of anaphylaxis following vaccination with Pfizer BNT162b2: <https://pubmed.ncbi.nlm.nih.gov/34579211/>
760. Biphasic anaphylaxis after first dose of 2019 messenger RNA coronavirus disease vaccine with positive polysorbate 80 skin test result: <https://pubmed.ncbi.nlm.nih.gov/34343674/>
761. Acute myocardial infarction and myocarditis after COVID-19 vaccination: <https://pubmed.ncbi.nlm.nih.gov/34586408/>
762. Takotsubo syndrome after COVID-19 vaccination: <https://pubmed.ncbi.nlm.nih.gov/34539938/>.

763. Takotsubo cardiomyopathy after coronavirus 2019 vaccination in patient on maintenance hemodialysis: <https://pubmed.ncbi.nlm.nih.gov/34731486/>.
764. Premature myocardial infarction or side effect of COVID-19 vaccine: <https://pubmed.ncbi.nlm.nih.gov/33824804/>
765. Myocardial infarction, stroke, and pulmonary embolism after BNT162b2 mRNA COVID-19 vaccine in persons aged 75 years or older: <https://pubmed.ncbi.nlm.nih.gov/34807248/>
766. Kounis syndrome type 1 induced by inactivated SARS-CoV-2 vaccine: <https://pubmed.ncbi.nlm.nih.gov/34148772/>
767. Acute myocardial infarction within 24 hours after COVID-19 vaccination: is Kounis syndrome the culprit: <https://pubmed.ncbi.nlm.nih.gov/34702550/>
768. Deaths associated with the recently launched SARS-CoV-2 vaccination (Comirnaty®): <https://pubmed.ncbi.nlm.nih.gov/33895650/>
769. Deaths associated with recently launched SARS-CoV-2 vaccination: <https://pubmed.ncbi.nlm.nih.gov/34425384/>
770. A case of acute encephalopathy and non-ST-segment elevation myocardial infarction after vaccination with mRNA-1273: possible adverse effect: <https://pubmed.ncbi.nlm.nih.gov/34703815/>
771. COVID-19 vaccine-induced urticarial vasculitis: <https://pubmed.ncbi.nlm.nih.gov/34369046/>.
772. ANCA-associated vasculitis after Pfizer-BioNTech COVID-19 vaccine: <https://pubmed.ncbi.nlm.nih.gov/34280507/>.
773. New-onset leukocytoclastic vasculitis after COVID-19 vaccine: <https://pubmed.ncbi.nlm.nih.gov/34241833/>
774. Cutaneous small vessel vasculitis after COVID-19 vaccine: <https://pubmed.ncbi.nlm.nih.gov/34529877/>.
775. Outbreak of leukocytoclastic vasculitis after COVID-19 vaccine: <https://pubmed.ncbi.nlm.nih.gov/33928638/>
776. Leukocytoclastic vasculitis after exposure to COVID-19 vaccine: <https://pubmed.ncbi.nlm.nih.gov/34836739/>

777. Vasculitis and bursitis in [18 F] FDG-PET/CT after COVID-19 mRNA vaccine: post hoc ergo propter hoc?; <https://pubmed.ncbi.nlm.nih.gov/34495381/>.
778. Cutaneous lymphocytic vasculitis after administration of COVID-19 mRNA vaccine: <https://pubmed.ncbi.nlm.nih.gov/34327795>
779. Cutaneous leukocytoclastic vasculitis induced by Sinovac COVID-19 vaccine: <https://pubmed.ncbi.nlm.nih.gov/34660867/>.
780. Case report: ANCA-associated vasculitis presenting with rhabdomyolysis and crescentic Pauci-Immune glomerulonephritis after vaccination with Pfizer-BioNTech COVID-19 mRNA: <https://pubmed.ncbi.nlm.nih.gov/34659268/>
781. Reactivation of IgA vasculitis after vaccination with COVID-19: <https://pubmed.ncbi.nlm.nih.gov/34848431/>
782. Varicella-zoster virus-related small-vessel vasculitis after Pfizer-BioNTech COVID-19 vaccination: <https://pubmed.ncbi.nlm.nih.gov/34310759/>.
783. Imaging in vascular medicine: leukocytoclastic vasculitis after COVID-19 vaccine booster: <https://pubmed.ncbi.nlm.nih.gov/34720009/>
784. A rare case of Henoch-Schönlein purpura after a case report of COVID-19 vaccine: <https://pubmed.ncbi.nlm.nih.gov/34518812/>
785. Cutaneous vasculitis following COVID-19 vaccination: <https://pubmed.ncbi.nlm.nih.gov/34611627/>.
786. Possible case of COVID-19 mRNA vaccine-induced small-vessel vasculitis: <https://pubmed.ncbi.nlm.nih.gov/34705320/>.
787. IgA vasculitis following COVID-19 vaccination in an adult: <https://pubmed.ncbi.nlm.nih.gov/34779011/>
788. Propylthiouracil-induced anti-neutrophil cytoplasmic antibody-associated vasculitis following vaccination with COVID-19: <https://pubmed.ncbi.nlm.nih.gov/34451967/>
789. Coronavirus disease vaccine 2019 (COVID-19) in systemic lupus erythematosus and neutrophil anti-cytoplasmic antibody-associated vasculitis: <https://pubmed.ncbi.nlm.nih.gov/33928459/>
790. Reactivation of IgA vasculitis after COVID-19 vaccination: <https://pubmed.ncbi.nlm.nih.gov/34250509/>

791. Clinical and histopathologic spectrum of delayed adverse skin reactions after COVID-19 vaccination: <https://pubmed.ncbi.nlm.nih.gov/34292611/>.
792. First description of immune complex vasculitis after COVID-19 vaccination with BNT162b2: case report: <https://pubmed.ncbi.nlm.nih.gov/34530771/>.
793. Nephrotic syndrome and vasculitis after SARS-CoV-2 vaccine: true association or circumstantial: <https://pubmed.ncbi.nlm.nih.gov/34245294/>.
794. Occurrence of de novo cutaneous vasculitis after vaccination against coronavirus disease (COVID-19): <https://pubmed.ncbi.nlm.nih.gov/34599716/>.
795. Asymmetric cutaneous vasculitis after COVID-19 vaccination with unusual preponderance of eosinophils: <https://pubmed.ncbi.nlm.nih.gov/34115904/>.
796. Henoch-Schönlein purpura occurring after vaccination with COVID-19: <https://pubmed.ncbi.nlm.nih.gov/34247902/>.
797. Henoch-Schönlein purpura following the first dose of COVID-19 viral vector vaccine: case report: <https://pubmed.ncbi.nlm.nih.gov/34696186/>.
798. Granulomatous vasculitis after AstraZeneca anti-SARS-CoV-2 vaccine: <https://pubmed.ncbi.nlm.nih.gov/34237323/>.
799. Acute retinal necrosis due to varicella zoster virus reactivation after vaccination with BNT162b2 COVID-19 mRNA: <https://pubmed.ncbi.nlm.nih.gov/34851795/>.
800. A case of generalized Sweet's syndrome with vasculitis triggered by recent vaccination with COVID-19: <https://pubmed.ncbi.nlm.nih.gov/34849386/>.
801. Small-vessel vasculitis following Oxford-AstraZeneca vaccination against SARS-CoV-2: <https://pubmed.ncbi.nlm.nih.gov/34310763/>.
802. Relapse of microscopic polyangiitis after COVID-19 vaccination: case report: <https://pubmed.ncbi.nlm.nih.gov/34251683/>.
803. Cutaneous vasculitis after severe acute respiratory syndrome coronavirus 2 vaccine: <https://pubmed.ncbi.nlm.nih.gov/34557622/>.
804. Recurrent herpes zoster after COVID-19 vaccination in patients with chronic urticaria on cyclosporine treatment – A report of 3 cases: <https://pubmed.ncbi.nlm.nih.gov/34510694/>.
805. Leukocytoclastic vasculitis after coronavirus disease vaccination 2019: <https://pubmed.ncbi.nlm.nih.gov/34713472/803>

806. Outbreaks of mixed cryoglobulinemia vasculitis after vaccination against SARS-CoV-2: <https://pubmed.ncbi.nlm.nih.gov/34819272/>
807. Cutaneous small-vessel vasculitis after vaccination with a single dose of Janssen Ad26.COV2.S: <https://pubmed.ncbi.nlm.nih.gov/34337124/>
808. Case of immunoglobulin A vasculitis after vaccination against coronavirus disease 2019: <https://pubmed.ncbi.nlm.nih.gov/34535924/>
809. Rapid progression of angioimmunoblastic T-cell lymphoma after BNT162b2 mRNA booster vaccination: case report: <https://www.frontiersin.org/articles/10.3389/fmed.2021.798095/>
810. COVID-19 mRNA vaccination-induced lymphadenopathy mimics lymphoma progression on FDG PET / CT: <https://pubmed.ncbi.nlm.nih.gov/33591026/>
811. Lymphadenopathy in COVID-19 vaccine recipients: diagnostic dilemma in oncology patients: <https://pubmed.ncbi.nlm.nih.gov/33625300/>
812. Hypermetabolic lymphadenopathy after administration of BNT162b2 mRNA vaccine Covid-19: incidence assessed by [18 F] FDG PET-CT and relevance for study interpretation: <https://pubmed.ncbi.nlm.nih.gov/33774684/>
813. Lymphadenopathy after COVID-19 vaccination: review of imaging findings: <https://pubmed.ncbi.nlm.nih.gov/33985872/>
814. Evolution of bilateral hypermetabolic axillary hypermetabolic lymphadenopathy on FDG PET/CT after 2-dose COVID-19 vaccination: <https://pubmed.ncbi.nlm.nih.gov/34735411/>
815. Lymphadenopathy associated with COVID-19 vaccination on FDG PET/CT: distinguishing features in adenovirus-vectored vaccine: <https://pubmed.ncbi.nlm.nih.gov/34115709/>
816. COVID-19 vaccination-induced lymphadenopathy in a specialized breast imaging clinic in Israel: analysis of 163 cases: <https://pubmed.ncbi.nlm.nih.gov/34257025/>
817. COVID-19 vaccine-related axillary lymphadenopathy in breast cancer patients: case series with literature review: <https://pubmed.ncbi.nlm.nih.gov/34836672/>
818. Coronavirus disease vaccine 2019 mimics lymph node metastases in patients undergoing skin cancer follow-up: a single-center study: <https://pubmed.ncbi.nlm.nih.gov/34280870/>
819. COVID-19 post-vaccination lymphadenopathy: report of fine-needle aspiration biopsy cytologic findings: <https://pubmed.ncbi.nlm.nih.gov/34432391/>

820. Regional lymphadenopathy after COVID-19 vaccination: review of the literature and considerations for patient management in breast cancer care: <https://pubmed.ncbi.nlm.nih.gov/34731748/>
821. Subclinical axillary lymphadenopathy associated with COVID-19 vaccination on screening mammography: <https://pubmed.ncbi.nlm.nih.gov/34906409/>
822. Adverse events of COVID injection that may occur in children. Acute-onset supraclavicular lymphadenopathy coincident with intramuscular mRNA vaccination against COVID-19 may be related to the injection technique of the vaccine, Spain, January and February 2021: <https://pubmed.ncbi.nlm.nih.gov/33706861/>
823. Supraclavicular lymphadenopathy after COVID-19 vaccination in Korea: serial follow-up by ultrasonography: <https://pubmed.ncbi.nlm.nih.gov/34116295/>
824. Oxford-AstraZeneca COVID-19 vaccination induced lymphadenopathy on [18F] choline PET / CT, not just an FDG finding: <https://pubmed.ncbi.nlm.nih.gov/33661328/>
825. Biphasic anaphylaxis after exposure to the first dose of Pfizer-BioNTech COVID-19 mRNA vaccine COVID-19: <https://pubmed.ncbi.nlm.nih.gov/34050949/>
826. Axillary adenopathy associated with COVID-19 vaccination: imaging findings and follow-up recommendations in 23 women: <https://pubmed.ncbi.nlm.nih.gov/33624520/>
827. A case of cervical lymphadenopathy following COVID-19 vaccination: <https://pubmed.ncbi.nlm.nih.gov/34141500/>
828. Unique imaging findings of neurologic phantosmia after Pfizer-BioNtech COVID-19 vaccination: a case report: <https://pubmed.ncbi.nlm.nih.gov/34096896/>
829. Thrombotic adverse events reported for Moderna, Pfizer, and Oxford-AstraZeneca COVID-19 vaccines: comparison of occurrence and clinical outcomes in the EudraVigilance database: <https://pubmed.ncbi.nlm.nih.gov/34835256/>
830. Unilateral lymphadenopathy after COVID-19 vaccination: a practical management plan for radiologists of all specialties: <https://pubmed.ncbi.nlm.nih.gov/33713605/>
831. Unilateral axillary adenopathy in the setting of COVID-19 vaccination: follow-up: <https://pubmed.ncbi.nlm.nih.gov/34298342/>
832. A systematic review of cases of CNS demyelination following COVID-19 vaccination: <https://pubmed.ncbi.nlm.nih.gov/34839149/>

833. Supraclavicular lymphadenopathy after COVID-19 vaccination: an increasing presentation in the two-week wait neck lump clinic: <https://pubmed.ncbi.nlm.nih.gov/33685772/>
834. COVID-19 vaccine-related axillary and cervical lymphadenopathy in patients with current or previous breast cancer and other malignancies: cross-sectional imaging findings on MRI, CT and PET-CT: <https://pubmed.ncbi.nlm.nih.gov/34719892/>
835. Adenopathy after COVID-19 vaccination: <https://pubmed.ncbi.nlm.nih.gov/33625299/>.
836. Incidence of axillary adenopathy on breast imaging after vaccination with COVID-19: <https://pubmed.ncbi.nlm.nih.gov/34292295/>.
837. COVID-19 vaccination and lower cervical lymphadenopathy in two-week neck lump clinic: a follow-up audit: <https://pubmed.ncbi.nlm.nih.gov/33947605/>.
838. Cervical lymphadenopathy after coronavirus disease vaccination 2019: clinical features and implications for head and neck cancer services: <https://pubmed.ncbi.nlm.nih.gov/34526175/>
839. Lymphadenopathy associated with the COVID-19 vaccine: <https://pubmed.ncbi.nlm.nih.gov/33786231/>
840. Evolution of lymphadenopathy on PET/MRI after COVID-19 vaccination: <https://pubmed.ncbi.nlm.nih.gov/33625301/>.
841. Autoimmune hepatitis triggered by SARS-CoV-2 vaccination: <https://pubmed.ncbi.nlm.nih.gov/34332438/>.
842. New-onset nephrotic syndrome after Janssen COVID-19 vaccination: case report and literature review: <https://pubmed.ncbi.nlm.nih.gov/34342187/>.
843. Massive cervical lymphadenopathy following vaccination with COVID-19: <https://pubmed.ncbi.nlm.nih.gov/34601889/>
844. ANCA glomerulonephritis following Modern COVID-19 vaccination: <https://pubmed.ncbi.nlm.nih.gov/34081948/>
845. Extensive longitudinal transverse myelitis following AstraZeneca COVID-19 vaccination: <https://pubmed.ncbi.nlm.nih.gov/34507942/>.
846. Systemic capillary extravasation syndrome after vaccination with ChAdOx1 nCoV-19 (Oxford-AstraZeneca): <https://pubmed.ncbi.nlm.nih.gov/34362727/>

847. Unilateral axillary lymphadenopathy related to COVID-19 vaccine: pattern on screening breast MRI allowing benign evaluation: <https://pubmed.ncbi.nlm.nih.gov/34325221/>
848. Axillary lymphadenopathy in patients with recent Covid-19 vaccination: a new diagnostic dilemma: <https://pubmed.ncbi.nlm.nih.gov/34825530/>.
849. Minimal change disease and acute kidney injury after Pfizer-BioNTech COVID-19 vaccine: <https://pubmed.ncbi.nlm.nih.gov/34000278/>
850. COVID-19 vaccine-induced unilateral axillary adenopathy: follow-up evaluation in the USA: <https://pubmed.ncbi.nlm.nih.gov/34655312/>.
851. Gastroparesis after Pfizer-BioNTech COVID-19 vaccination: <https://pubmed.ncbi.nlm.nih.gov/34187985/>.
852. Acute-onset supraclavicular lymphadenopathy coincident with intramuscular mRNA vaccination against COVID-19 may be related to the injection technique of the vaccine, Spain, January and February 2021: <https://pubmed.ncbi.nlm.nih.gov/33706861/>
853. Supraclavicular lymphadenopathy after COVID-19 vaccination in Korea: serial follow-up by ultrasonography: <https://pubmed.ncbi.nlm.nih.gov/34116295/>
854. Oxford-AstraZeneca COVID-19 vaccination induced lymphadenopathy on [18F] choline PET / CT, not just an FDG finding: <https://pubmed.ncbi.nlm.nih.gov/33661328/>
855. Biphasic anaphylaxis after exposure to the first dose of Pfizer-BioNTech COVID-19 mRNA vaccine COVID-19: <https://pubmed.ncbi.nlm.nih.gov/34050949/>
856. Axillary adenopathy associated with COVID-19 vaccination: imaging findings and follow-up recommendations in 23 women: <https://pubmed.ncbi.nlm.nih.gov/33624520/>
857. A case of cervical lymphadenopathy following COVID-19 vaccination: <https://pubmed.ncbi.nlm.nih.gov/34141500/>
858. Unique imaging findings of neurologic phantosmia after Pfizer-BioNtech COVID-19 vaccination: a case report: <https://pubmed.ncbi.nlm.nih.gov/34096896/>
859. Thrombotic adverse events reported for Moderna, Pfizer, and Oxford-AstraZeneca COVID-19 vaccines: comparison of occurrence and clinical outcomes in the EudraVigilance database: <https://pubmed.ncbi.nlm.nih.gov/34835256/>
860. Unilateral lymphadenopathy after COVID-19 vaccination: a practical management plan for radiologists of all specialties: <https://pubmed.ncbi.nlm.nih.gov/33713605/>

861. Unilateral axillary adenopathy in the setting of COVID-19 vaccination: follow-up: <https://pubmed.ncbi.nlm.nih.gov/34298342/>
862. A systematic review of cases of CNS demyelination following COVID-19 vaccination: <https://pubmed.ncbi.nlm.nih.gov/34839149/>
863. Supraclavicular lymphadenopathy after COVID-19 vaccination: an increasing presentation in the two-week wait neck lump clinic: <https://pubmed.ncbi.nlm.nih.gov/33685772/>
864. COVID-19 vaccine-related axillary and cervical lymphadenopathy in patients with current or previous breast cancer and other malignancies: cross-sectional imaging findings on MRI, CT and PET-CT: <https://pubmed.ncbi.nlm.nih.gov/34719892/>
865. Adenopathy after COVID-19 vaccination: <https://pubmed.ncbi.nlm.nih.gov/33625299/>.
866. Incidence of axillary adenopathy on breast imaging after vaccination with COVID-19: <https://pubmed.ncbi.nlm.nih.gov/34292295/>.
867. COVID-19 vaccination and lower cervical lymphadenopathy in two-week neck lump clinic: a follow-up audit: <https://pubmed.ncbi.nlm.nih.gov/33947605/>.
868. Cervical lymphadenopathy after coronavirus disease vaccination 2019: clinical features and implications for head and neck cancer services: <https://pubmed.ncbi.nlm.nih.gov/34526175/>
869. Lymphadenopathy associated with the COVID-19 vaccine: <https://pubmed.ncbi.nlm.nih.gov/33786231/>
870. Evolution of lymphadenopathy on PET/MRI after COVID-19 vaccination: <https://pubmed.ncbi.nlm.nih.gov/33625301/>.
871. Autoimmune hepatitis triggered by SARS-CoV-2 vaccination: <https://pubmed.ncbi.nlm.nih.gov/34332438/>.
872. New-onset nephrotic syndrome after Janssen COVID-19 vaccination: case report and literature review: <https://pubmed.ncbi.nlm.nih.gov/34342187/>.
873. Massive cervical lymphadenopathy following vaccination with COVID-19: <https://pubmed.ncbi.nlm.nih.gov/34601889/>
874. ANCA glomerulonephritis following Modern COVID-19 vaccination: <https://pubmed.ncbi.nlm.nih.gov/34081948/>

875. Extensive longitudinal transverse myelitis following AstraZeneca COVID-19 vaccination: <https://pubmed.ncbi.nlm.nih.gov/34507942/>.
876. Systemic capillary extravasation syndrome after vaccination with ChAdOx1 nCoV-19 (Oxford-AstraZeneca): <https://pubmed.ncbi.nlm.nih.gov/34362727/>
877. Unilateral axillary lymphadenopathy related to COVID-19 vaccine: pattern on screening breast MRI allowing benign evaluation: <https://pubmed.ncbi.nlm.nih.gov/34325221/>
878. Axillary lymphadenopathy in patients with recent Covid-19 vaccination: a new diagnostic dilemma: <https://pubmed.ncbi.nlm.nih.gov/34825530/>.
879. Minimal change disease and acute kidney injury after Pfizer-BioNTech COVID-19 vaccine: <https://pubmed.ncbi.nlm.nih.gov/34000278/>
880. COVID-19 vaccine-induced unilateral axillary adenopathy: follow-up evaluation in the USA: <https://pubmed.ncbi.nlm.nih.gov/34655312/>.
881. Gastroparesis after Pfizer-BioNTech COVID-19 vaccination: <https://pubmed.ncbi.nlm.nih.gov/34187985/>.
882. Abbate, A., Gavin, J., Madanchi, N., Kim, C., Shah, P. R., Klein, K., . . . Danielides, S. (2021). Fulminant myocarditis and systemic hyperinflammation temporally associated with BNT162b2 mRNA COVID-19 vaccination in two patients. *Int J Cardiol*, 340, 119-121.
doi:10.1016/j.ijcard.2021.08.018. <https://www.ncbi.nlm.nih.gov/pubmed/34416319>
883. Abu Mouch, S., Roguin, A., Hellou, E., Ishai, A., Shoshan, U., Mahamid, L., . . . Berar Yanay, N. (2021). Myocarditis following COVID-19 mRNA vaccination. *Vaccine*, 39(29), 3790-3793.
doi:10.1016/j.vaccine.2021.05.087. <https://www.ncbi.nlm.nih.gov/pubmed/34092429>
884. Albert, E., Aurigemma, G., Saucedo, J., & Gerson, D. S. (2021). Myocarditis following COVID-19 vaccination. *Radiol Case Rep*, 16(8), 2142-2145.
doi:10.1016/j.radcr.2021.05.033. <https://www.ncbi.nlm.nih.gov/pubmed/34025885>
885. Aye, Y. N., Mai, A. S., Zhang, A., Lim, O. Z. H., Lin, N., Ng, C. H., . . . Chew, N. W. S. (2021). Acute Myocardial Infarction and Myocarditis following COVID-19 Vaccination. *QJM*.
doi:10.1093/qjmed/hcab252. <https://www.ncbi.nlm.nih.gov/pubmed/34586408>
886. Azir, M., Inman, B., Webb, J., & Tannenbaum, L. (2021). STEMI Mimic: Focal Myocarditis in an Adolescent Patient After mRNA COVID-19 Vaccine. *J Emerg Med*, 61(6), e129-e132.
doi:10.1016/j.jemermed.2021.09.017. <https://www.ncbi.nlm.nih.gov/pubmed/34756746>

887. Barda, N., Dagan, N., Ben-Shlomo, Y., Kepten, E., Waxman, J., Ohana, R., . . . Balicer, R. D. (2021). Safety of the BNT162b2 mRNA Covid-19 Vaccine in a Nationwide Setting. *N Engl J Med*, 385(12), 1078-1090. doi:10.1056/NEJMoa2110475. <https://www.ncbi.nlm.nih.gov/pubmed/34432976>
888. Bhandari, M., Pradhan, A., Vishwakarma, P., & Sethi, R. (2021). Coronavirus and cardiovascular manifestations- getting to the heart of the matter. *World J Cardiol*, 13(10), 556-565. doi:10.4330/wjc.v13.i10.556. <https://www.ncbi.nlm.nih.gov/pubmed/34754400>
889. Bozkurt, B., Kamat, I., & Hotez, P. J. (2021). Myocarditis With COVID-19 mRNA Vaccines. *Circulation*, 144(6), 471-484. doi:10.1161/CIRCULATIONAHA.121.056135. <https://www.ncbi.nlm.nih.gov/pubmed/34281357>
890. Buchhorn, R., Meyer, C., Schulze-Forster, K., Junker, J., & Heidecke, H. (2021). Autoantibody Release in Children after Corona Virus mRNA Vaccination: A Risk Factor of Multisystem Inflammatory Syndrome? *Vaccines (Basel)*, 9(11). doi:10.3390/vaccines9111353. <https://www.ncbi.nlm.nih.gov/pubmed/34835284>
891. Calcaterra, G., Bassareo, P. P., Barilla, F., Romeo, F., & Mehta, J. L. (2022). Concerning the unexpected prothrombotic state following some coronavirus disease 2019 vaccines. *J Cardiovasc Med (Hagerstown)*, 23(2), 71-74. doi:10.2459/JCM.0000000000001232. <https://www.ncbi.nlm.nih.gov/pubmed/34366403>
892. Calcaterra, G., Mehta, J. L., de Gregorio, C., Butera, G., Neroni, P., Fanos, V., & Bassareo, P. P. (2021). COVID 19 Vaccine for Adolescents. Concern about Myocarditis and Pericarditis. *Pediatr Rep*, 13(3), 530-533. doi:10.3390/pediatric13030061. <https://www.ncbi.nlm.nih.gov/pubmed/34564344>
893. Chai, Q., Nygaard, U., Schmidt, R. C., Zaremba, T., Moller, A. M., & Thorvig, C. M. (2022). Multisystem inflammatory syndrome in a male adolescent after his second Pfizer-BioNTech COVID-19 vaccine. *Acta Paediatr*, 111(1), 125-127. doi:10.1111/apa.16141. <https://www.ncbi.nlm.nih.gov/pubmed/34617315>
894. Chamling, B., Vehof, V., Drakos, S., Weil, M., Stalling, P., Vahlhaus, C., . . . Yilmaz, A. (2021). Occurrence of acute infarct-like myocarditis following COVID-19 vaccination: just an accidental co-incidence or rather vaccination-associated autoimmune myocarditis? *Clin Res Cardiol*, 110(11), 1850-1854. doi:10.1007/s00392-021-01916-w. <https://www.ncbi.nlm.nih.gov/pubmed/34333695>
895. Chang, J. C., & Hawley, H. B. (2021). Vaccine-Associated Thrombocytopenia and Thrombosis: Venous Endotheliopathy Leading to Venous Combined Micro-Macrothrombosis. *Medicina (Kaunas)*, 57(11). doi:10.3390/medicina57111163. <https://www.ncbi.nlm.nih.gov/pubmed/34833382>

896. Chelala, L., Jeudy, J., Hossain, R., Rosenthal, G., Pietris, N., & White, C. (2021). Cardiac MRI Findings of Myocarditis After COVID-19 mRNA Vaccination in Adolescents. *AJR Am J Roentgenol*. doi:10.2214/AJR.21.26853. <https://www.ncbi.nlm.nih.gov/pubmed/34704459>
897. Choi, S., Lee, S., Seo, J. W., Kim, M. J., Jeon, Y. H., Park, J. H., . . . Yeo, N. S. (2021). Myocarditis-induced Sudden Death after BNT162b2 mRNA COVID-19 Vaccination in Korea: Case Report Focusing on Histopathological Findings. *J Korean Med Sci*, 36(40), e286. doi:10.3346/jkms.2021.36.e286. <https://www.ncbi.nlm.nih.gov/pubmed/34664804>
898. Chouchana, L., Blet, A., Al-Khalaf, M., Kafil, T. S., Nair, G., Robblee, J., . . . Liu, P. P. (2021). Features of Inflammatory Heart Reactions Following mRNA COVID-19 Vaccination at a Global Level. *Clin Pharmacol Ther*. doi:10.1002/cpt.2499. <https://www.ncbi.nlm.nih.gov/pubmed/34860360>
899. Chua, G. T., Kwan, M. Y. W., Chui, C. S. L., Smith, R. D., Cheung, E. C., Tian, T., . . . Ip, P. (2021). Epidemiology of Acute Myocarditis/Pericarditis in Hong Kong Adolescents Following Comirnaty Vaccination. *Clin Infect Dis*. doi:10.1093/cid/ciab989. <https://www.ncbi.nlm.nih.gov/pubmed/34849657>
900. Clarke, R., & Ioannou, A. (2021). Should T2 mapping be used in cases of recurrent myocarditis to differentiate between the acute inflammation and chronic scar? *J Pediatr*. doi:10.1016/j.jpeds.2021.12.026. <https://www.ncbi.nlm.nih.gov/pubmed/34933012>
901. Colaneri, M., De Filippo, M., Licari, A., Marseglia, A., Maiocchi, L., Ricciardi, A., . . . Bruno, R. (2021). COVID vaccination and asthma exacerbation: might there be a link? *Int J Infect Dis*, 112, 243-246. doi:10.1016/j.ijid.2021.09.026. <https://www.ncbi.nlm.nih.gov/pubmed/34547487>
902. Das, B. B., Kohli, U., Ramachandran, P., Nguyen, H. H., Greil, G., Hussain, T., . . . Khan, D. (2021). Myopericarditis after messenger RNA Coronavirus Disease 2019 Vaccination in Adolescents 12 to 18 Years of Age. *J Pediatr*, 238, 26-32 e21. doi:10.1016/j.jpeds.2021.07.044. <https://www.ncbi.nlm.nih.gov/pubmed/34339728>
903. Das, B. B., Moskowitz, W. B., Taylor, M. B., & Palmer, A. (2021). Myocarditis and Pericarditis Following mRNA COVID-19 Vaccination: What Do We Know So Far? *Children (Basel)*, 8(7). doi:10.3390/children8070607. <https://www.ncbi.nlm.nih.gov/pubmed/34356586>
904. Deb, A., Abdelmalek, J., Iwuji, K., & Nugent, K. (2021). Acute Myocardial Injury Following COVID-19 Vaccination: A Case Report and Review of Current Evidence from Vaccine Adverse Events Reporting System Database. *J Prim Care Community Health*, 12, 21501327211029230. doi:10.1177/21501327211029230. <https://www.ncbi.nlm.nih.gov/pubmed/34219532>

905. Dickey, J. B., Albert, E., Badr, M., Laraja, K. M., Sena, L. M., Gerson, D. S., . . . Aurigemma, G. P. (2021). A Series of Patients With Myocarditis Following SARS-CoV-2 Vaccination With mRNA-1279 and BNT162b2. *JACC Cardiovasc Imaging*, 14(9), 1862-1863. doi:10.1016/j.jcmg.2021.06.003. <https://www.ncbi.nlm.nih.gov/pubmed/34246585>
906. Dimopoulou, D., Spyridis, N., Vartzelis, G., Tsolia, M. N., & Maritsi, D. N. (2021). Safety and tolerability of the COVID-19 mRNA-vaccine in adolescents with juvenile idiopathic arthritis on treatment with TNF-inhibitors. *Arthritis Rheumatol*. doi:10.1002/art.41977. <https://www.ncbi.nlm.nih.gov/pubmed/34492161>
907. Dimopoulou, D., Vartzelis, G., Dasoula, F., Tsolia, M., & Maritsi, D. (2021). Immunogenicity of the COVID-19 mRNA vaccine in adolescents with juvenile idiopathic arthritis on treatment with TNF inhibitors. *Ann Rheum Dis*. doi:10.1136/annrheumdis-2021-221607. <https://www.ncbi.nlm.nih.gov/pubmed/34844930>
908. Ehrlich, P., Klingel, K., Ohlmann-Knafo, S., Huttinger, S., Sood, N., Pickuth, D., & Kindermann, M. (2021). Biopsy-proven lymphocytic myocarditis following first mRNA COVID-19 vaccination in a 40-year-old male: case report. *Clin Res Cardiol*, 110(11), 1855-1859. doi:10.1007/s00392-021-01936-6. <https://www.ncbi.nlm.nih.gov/pubmed/34487236>
909. El Sahly, H. M., Baden, L. R., Essink, B., Doblecki-Lewis, S., Martin, J. M., Anderson, E. J., . . . Group, C. S. (2021). Efficacy of the mRNA-1273 SARS-CoV-2 Vaccine at Completion of Blinded Phase. *N Engl J Med*, 385(19), 1774-1785. doi:10.1056/NEJMoa2113017. <https://www.ncbi.nlm.nih.gov/pubmed/34551225>
910. Facetti, S., Giraldi, M., Vecchi, A. L., Rogiani, S., & Nassiacos, D. (2021). [Acute myocarditis in a young adult two days after Pfizer vaccination]. *G Ital Cardiol (Rome)*, 22(11), 891-893. doi:10.1714/3689.36746. <https://www.ncbi.nlm.nih.gov/pubmed/34709227>
911. Fazlollahi, A., Zahmatyar, M., Noori, M., Nejadghaderi, S. A., Sullman, M. J. M., Shekarriz-Foumani, R., . . . Safiri, S. (2021). Cardiac complications following mRNA COVID-19 vaccines: A systematic review of case reports and case series. *Rev Med Virol*, e2318. doi:10.1002/rmv.2318. <https://www.ncbi.nlm.nih.gov/pubmed/34921468>
912. Fazolo, T., Lima, K., Fontoura, J. C., de Souza, P. O., Hilario, G., Zorzetto, R., . . . Bonorino, C. (2021). Pediatric COVID-19 patients in South Brazil show abundant viral mRNA and strong specific anti-viral responses. *Nat Commun*, 12(1), 6844. doi:10.1038/s41467-021-27120-y. <https://www.ncbi.nlm.nih.gov/pubmed/34824230>
913. Fikenzer, S., & Laufs, U. (2021). Correction to: Response to Letter to the editors referring to Fikenzer, S., Uhe, T., Lavall, D., Rudolph, U., Falz, R.,

914. Busse, M., Hepp, P., & Laufs, U. (2020). Effects of surgical and FFP2/N95 face masks on cardiopulmonary exercise capacity. *Clinical research in cardiology: official journal of the German Cardiac Society*, 1-9. Advance online publication. <https://doi.org/10.1007/s00392-020-01704-y>. *Clin Res Cardiol*, 110(8), 1352. doi:10.1007/s00392-021-01896-x. <https://www.ncbi.nlm.nih.gov/pubmed/34170372>
915. Foltran, D., Delmas, C., Flumian, C., De Paoli, P., Salvo, F., Gautier, S., . . . Montastruc, F. (2021). Myocarditis and Pericarditis in Adolescents after First and Second doses of mRNA COVID-19 Vaccines. *Eur Heart J Qual Care Clin Outcomes*. doi:10.1093/ehjqco/qcab090. <https://www.ncbi.nlm.nih.gov/pubmed/34849667>
916. Forgacs, D., Jang, H., Abreu, R. B., Hanley, H. B., Gattiker, J. L., Jefferson, A. M., & Ross, T. M. (2021). SARS-CoV-2 mRNA Vaccines Elicit Different Responses in Immunologically Naive and Pre-Immune Humans. *Front Immunol*, 12, 728021. doi:10.3389/fimmu.2021.728021. <https://www.ncbi.nlm.nih.gov/pubmed/34646267>
917. Furer, V., Eviatar, T., Zisman, D., Peleg, H., Paran, D., Levartovsky, D., Elkayam, O. (2021). Immunogenicity and safety of the BNT162b2 mRNA COVID-19 vaccine in adult patients with autoimmune inflammatory rheumatic diseases and in the general population: a multicentre study. *Ann Rheum Dis*, 80(10), 1330-1338. doi:10.1136/annrheumdis-2021-220647. <https://www.ncbi.nlm.nih.gov/pubmed/34127481>
918. Galindo, R., Chow, H., & Rongkavilit, C. (2021). COVID-19 in Children: Clinical Manifestations and Pharmacologic Interventions Including Vaccine Trials. *Pediatr Clin North Am*, 68(5), 961-976. doi:10.1016/j.pcl.2021.05.004. <https://www.ncbi.nlm.nih.gov/pubmed/34538306>
919. Gargano, J. W., Wallace, M., Hadler, S. C., Langley, G., Su, J. R., Oster, M. E., . . . Oliver, S. E. (2021). Use of mRNA COVID-19 Vaccine After Reports of Myocarditis Among Vaccine Recipients: Update from the Advisory Committee on Immunization Practices – United States, June 2021. *MMWR Morb Mortal Wkly Rep*, 70(27), 977-982. doi:10.15585/mmwr.mm7027e2. <https://www.ncbi.nlm.nih.gov/pubmed/34237049>
920. Gatti, M., Raschi, E., Moretti, U., Ardizzoni, A., Poluzzi, E., & Diemberger, I. (2021). Influenza Vaccination and Myo-Pericarditis in Patients Receiving Immune Checkpoint Inhibitors: Investigating the Likelihood of Interaction through the Vaccine Adverse Event Reporting System and Vigibase. *Vaccines (Basel)*, 9(1). doi:10.3390/vaccines9010019. <https://www.ncbi.nlm.nih.gov/pubmed/33406694>
921. Gautam, N., Saluja, P., Fudim, M., Jambhekar, K., Pandey, T., & Al'Aref, S. (2021). A Late Presentation of COVID-19 Vaccine-Induced Myocarditis. *Cureus*, 13(9), e17890. doi:10.7759/cureus.17890. <https://www.ncbi.nlm.nih.gov/pubmed/34660088>
922. Gellad, W. F. (2021). Myocarditis after vaccination against covid-19. *BMJ*, 375, n3090. doi:10.1136/bmj.n3090. <https://www.ncbi.nlm.nih.gov/pubmed/34916217>

923. Greenhawt, M., Abrams, E. M., Shaker, M., Chu, D. K., Khan, D., Akin, C., . . . Golden, D. B. K. (2021). The Risk of Allergic Reaction to SARS-CoV-2 Vaccines and Recommended Evaluation and Management: A Systematic Review, Meta-Analysis, GRADE Assessment, and International Consensus Approach. *J Allergy Clin Immunol Pract*, 9(10), 3546-3567. doi:10.1016/j.jaip.2021.06.006. <https://www.ncbi.nlm.nih.gov/pubmed/34153517>
924. Haaf, P., Kuster, G. M., Mueller, C., Berger, C. T., Monney, P., Burger, P., . . . Tanner, F. C. (2021). The very low risk of myocarditis and pericarditis after mRNA COVID-19 vaccination should not discourage vaccination. *Swiss Med Wkly*, 151, w30087. doi:10.4414/smww.2021.w30087. <https://www.ncbi.nlm.nih.gov/pubmed/34668687>
925. Hasnie, A. A., Hasnie, U. A., Patel, N., Aziz, M. U., Xie, M., Lloyd, S. G., & Prabhu, S. D. (2021). Perimyocarditis following first dose of the mRNA-1273 SARS-CoV-2 (Moderna) vaccine in a healthy young male: a case report. *BMC Cardiovasc Disord*, 21(1), 375. doi:10.1186/s12872-021-02183-3. <https://www.ncbi.nlm.nih.gov/pubmed/34348657>
926. Hause, A. M., Gee, J., Baggs, J., Abara, W. E., Marquez, P., Thompson, D., . . . Shay, D. K. (2021). COVID-19 Vaccine Safety in Adolescents Aged 12-17 Years – United States, December 14, 2020-July 16, 2021. *MMWR Morb Mortal Wkly Rep*, 70(31), 1053-1058. doi:10.15585/mmwr.mm7031e1. <https://www.ncbi.nlm.nih.gov/pubmed/34351881>
927. Helms, J. M., Ansteatt, K. T., Roberts, J. C., Kamatam, S., Foong, K. S. Labayog, J. S., & Tarantino, M. D. (2021). Severe, Refractory Immune Thrombocytopenia Occurring After SARS-CoV-2 Vaccine. *J Blood Med*, 12, 221-224. doi:10.2147/JBM.S307047. <https://www.ncbi.nlm.nih.gov/pubmed/33854395>
928. Hippisley-Cox, J., Patone, M., Mei, X. W., Saatci, D., Dixon, S., Khunti, K., . . . Coupland, C. A. C. (2021). Risk of thrombocytopenia and thromboembolism after covid-19 vaccination and SARS-CoV-2 positive testing: self-controlled case series study. *BMJ*, 374, n1931. doi:10.1136/bmj.n1931. <https://www.ncbi.nlm.nih.gov/pubmed/34446426>
929. Ho, J. S., Sia, C. H., Ngiam, J. N., Loh, P. H., Chew, N. W., Kong, W. K., & Poh, K. K. (2021). A review of COVID-19 vaccination and the reported cardiac manifestations. *Singapore Med J*. doi:10.11622/smedj.2021210. <https://www.ncbi.nlm.nih.gov/pubmed/34808708>
930. Iguchi, T., Umeda, H., Kojima, M., Kanno, Y., Tanaka, Y., Kinoshita, N., & Sato, D. (2021). Cumulative Adverse Event Reporting of Anaphylaxis After mRNA COVID-19 Vaccine (Pfizer-BioNTech) Injections in Japan: The First-Month Report. *Drug Saf*, 44(11), 1209-1214. doi:10.1007/s40264-021-01104-9. <https://www.ncbi.nlm.nih.gov/pubmed/34347278>

931. In brief: Myocarditis with the Pfizer/BioNTech and Moderna COVID-19 vaccines. (2021). *Med Lett Drugs Ther*, 63(1629), e9. Retrieved from <https://www.ncbi.nlm.nih.gov/pubmed/34544112><https://www.ncbi.nlm.nih.gov/pubmed/3454412>
932. Ioannou, A. (2021a). Myocarditis should be considered in those with a troponin rise and unobstructed coronary arteries following Pfizer-BioNTech COVID-19 vaccination. *QJM*. doi:10.1093/qjmed/hcab231. <https://www.ncbi.nlm.nih.gov/pubmed/34463755>
933. Ioannou, A. (2021b). T2 mapping should be utilised in cases of suspected myocarditis to confirm an acute inflammatory process. *QJM*. doi:10.1093/qjmed/hcab326. <https://www.ncbi.nlm.nih.gov/pubmed/34931681>
934. Isaak, A., Feisst, A., & Luetkens, J. A. (2021). Myocarditis Following COVID-19 Vaccination. *Radiology*, 301(1), E378-E379. doi:10.1148/radiol.2021211766. <https://www.ncbi.nlm.nih.gov/pubmed/34342500>
935. Istampoulouoglou, I., Dimitriou, G., Spani, S., Christ, A., Zimmermanns, B., Koechlin, S., . . . Leuppi-Taegtmeyer, A. B. (2021). Myocarditis and pericarditis in association with COVID-19 mRNA-vaccination: cases from a regional pharmacovigilance centre. *Glob Cardiol Sci Pract*, 2021(3), e202118. doi:10.21542/gcsp.2021.18. <https://www.ncbi.nlm.nih.gov/pubmed/34805376>
936. Jaafar, R., Boschi, C., Aherfi, S., Bancod, A., Le Bideau, M., Edouard, S., . . . La Scola, B. (2021). High Individual Heterogeneity of Neutralizing Activities against the Original Strain and Nine Different Variants of SARS-CoV-2. *Viruses*, 13(11). doi:10.3390/v13112177. <https://www.ncbi.nlm.nih.gov/pubmed/34834983>
937. Jain, S. S., Steele, J. M., Fonseca, B., Huang, S., Shah, S., Maskatia, S. A., Grosse-Wortmann, L. (2021). COVID-19 Vaccination-Associated Myocarditis in Adolescents. *Pediatrics*, 148(5). doi:10.1542/peds.2021-053427. <https://www.ncbi.nlm.nih.gov/pubmed/34389692>
938. Jhaveri, R., Adler-Shohet, F. C., Blyth, C. C., Chiotos, K., Gerber, J. S., Green, M., . . . Zaoutis, T. (2021). Weighing the Risks of Perimyocarditis With the Benefits of SARS-CoV-2 mRNA Vaccination in Adolescents. *J Pediatric Infect Dis Soc*, 10(10), 937-939. doi:10.1093/jpids/piab061. <https://www.ncbi.nlm.nih.gov/pubmed/34270752>
939. Kaneta, K., Yokoi, K., Jojima, K., Kotooka, N., & Node, K. (2021). Young Male With Myocarditis Following mRNA-1273 Vaccination Against Coronavirus Disease-2019 (COVID-19). *Circ J*. doi:10.1253/circj.CJ-21-0818. <https://www.ncbi.nlm.nih.gov/pubmed/34744118>
940. Kaul, R., Sreenivasan, J., Goel, A., Malik, A., Bandyopadhyay, D., Jin, C., . . . Panza, J. A. (2021). Myocarditis following COVID-19 vaccination. *Int J Cardiol Heart*

Vasc, 36, 100872.

doi:10.1016/j.ijcha.2021.100872. <https://www.ncbi.nlm.nih.gov/pubmed/34568540>

941. Khogali, F., & Abdelrahman, R. (2021). Unusual Presentation of Acute Perimyocarditis Following SARS-COV-2 mRNA-1237 Moderna Vaccination. *Cureus*, 13(7), e16590. doi:10.7759/cureus.16590. <https://www.ncbi.nlm.nih.gov/pubmed/34447639>
942. Kim, H. W., Jenista, E. R., Wendell, D. C., Azevedo, C. F., Campbell, M. J., Darty, S. N., . . . Kim, R. J. (2021). Patients With Acute Myocarditis Following mRNA COVID-19 Vaccination. *JAMA Cardiol*, 6(10), 1196-1201. doi:10.1001/jamacardio.2021.2828. <https://www.ncbi.nlm.nih.gov/pubmed/34185046>
943. Kim, I. C., Kim, H., Lee, H. J., Kim, J. Y., & Kim, J. Y. (2021). Cardiac Imaging of Acute Myocarditis Following COVID-19 mRNA Vaccination. *J Korean Med Sci*, 36(32), e229. doi:10.3346/jkms.2021.36.e229. <https://www.ncbi.nlm.nih.gov/pubmed/34402228>
944. King, W. W., Petersen, M. R., Matar, R. M., Budweg, J. B., Cuervo Pardo, L., & Petersen, J. W. (2021). Myocarditis following mRNA vaccination against SARS-CoV-2, a case series. *Am Heart J Plus*, 8, 100042. doi:10.1016/j.ahjo.2021.100042. <https://www.ncbi.nlm.nih.gov/pubmed/34396358>
945. Klein, N. P., Lewis, N., Goddard, K., Fireman, B., Zerbo, O., Hanson, K. E., . . . Weintraub, E. S. (2021). Surveillance for Adverse Events After COVID-19 mRNA Vaccination. *JAMA*, 326(14), 1390-1399. doi:10.1001/jama.2021.15072. <https://www.ncbi.nlm.nih.gov/pubmed/34477808>
946. Klimek, L., Bergmann, K. C., Brehler, R., Pfutzner, W., Zuberbier, T., Hartmann, K., . . . Worm, M. (2021). Practical handling of allergic reactions to COVID-19 vaccines: A position paper from German and Austrian Allergy Societies AeDA, DGAKI, GPA and OGAI. *Allergo J Int*, 1-17. doi:10.1007/s40629-021-00165-7. <https://www.ncbi.nlm.nih.gov/pubmed/33898162>
947. Klimek, L., Novak, N., Hamelmann, E., Werfel, T., Wagenmann, M., Taube, C., . . . Worm, M. (2021). Severe allergic reactions after COVID-19 vaccination with the Pfizer/BioNTech vaccine in Great Britain and USA: Position statement of the German Allergy Societies: Medical Association of German Allergologists (AeDA), German Society for Allergology and Clinical Immunology (DGAKI) and Society for Pediatric Allergology and Environmental Medicine (GPA). *Allergo J Int*, 30(2), 51-55. doi:10.1007/s40629-020-00160-4. <https://www.ncbi.nlm.nih.gov/pubmed/33643776>
948. Kohli, U., Desai, L., Chowdhury, D., Harahsheh, A. S., Yonts, A. B., Ansong, A., . . . Ang, J. Y. (2021). mRNA Coronavirus-19 Vaccine-Associated Myopericarditis in Adolescents: A Survey Study. *J Pediatr*. doi:10.1016/j.jpeds.2021.12.025. <https://www.ncbi.nlm.nih.gov/pubmed/34952008>

949. Kostoff, R. N., Calina, D., Kanduc, D., Briggs, M. B., Vlachoyiannopoulos, P., Svistunov, A. A., & Tsatsakis, A. (2021a). Erratum to “Why are we vaccinating children against COVID-19?” [Toxicol. Rep. 8C (2021) 1665-1684 / 1193]. *Toxicol Rep*, 8, 1981. doi:10.1016/j.toxrep.2021.10.003. <https://www.ncbi.nlm.nih.gov/pubmed/34642628>
950. Kostoff, R. N., Calina, D., Kanduc, D., Briggs, M. B., Vlachoyiannopoulos, P., Svistunov, A. A., & Tsatsakis, A. (2021b). Why are we vaccinating children against COVID-19? *Toxicol Rep*, 8, 1665-1684. doi:10.1016/j.toxrep.2021.08.010. <https://www.ncbi.nlm.nih.gov/pubmed/34540594>
951. Kremsner, P. G., Mann, P., Kroidl, A., Leroux-Roels, I., Schindler, C., Gabor, J. J., . . . Group, C.-N.-S. (2021). Safety and immunogenicity of an mRNA-lipid nanoparticle vaccine candidate against SARS-CoV-2 : A phase 1 randomized clinical trial. *Wien Klin Wochenschr*, 133(17-18), 931-941. doi:10.1007/s00508-021-01922-y. <https://www.ncbi.nlm.nih.gov/pubmed/34378087>
952. Kustin, T., Harel, N., Finkel, U., Perchik, S., Harari, S., Tahor, M., . . . Stern, A. (2021). Evidence for increased breakthrough rates of SARS-CoV-2 variants of concern in BNT162b2-mRNA-vaccinated individuals. *Nat Med*, 27(8), 1379-1384. doi:10.1038/s41591-021-01413-7. <https://www.ncbi.nlm.nih.gov/pubmed/34127854>
953. Kwan, M. Y. W., Chua, G. T., Chow, C. B., Tsao, S. S. L., To, K. K. W., Yuen, K. Y., . . . Ip, P. (2021). mRNA COVID vaccine and myocarditis in adolescents. *Hong Kong Med J*, 27(5), 326-327. doi:10.12809/hkmj215120. <https://www.ncbi.nlm.nih.gov/pubmed/34393110>
954. Lee, E., Chew, N. W. S., Ng, P., & Yeo, T. J. (2021). Reply to “Letter to the editor: Myocarditis should be considered in those with a troponin rise and unobstructed coronary arteries following PfizerBioNTech COVID-19 vaccination”. *QJM*. doi:10.1093/qjmed/hcab232. <https://www.ncbi.nlm.nih.gov/pubmed/34463770>
955. Lee, E. J., Cines, D. B., Gernsheimer, T., Kessler, C., Michel, M., Tarantino, M. D., . . . Bussel, J. B. (2021). Thrombocytopenia following Pfizer and Moderna SARS-CoV-2 vaccination. *Am J Hematol*, 96(5), 534-537. doi:10.1002/ajh.26132. <https://www.ncbi.nlm.nih.gov/pubmed/33606296>
956. Levin, D., Shimon, G., Fadlon-Derai, M., Gershovitz, L., Shovali, A., Sebbag, A., . . . Gordon, B. (2021). Myocarditis following COVID-19 vaccination – A case series. *Vaccine*, 39(42), 6195-6200. doi:10.1016/j.vaccine.2021.09.004. <https://www.ncbi.nlm.nih.gov/pubmed/34535317>
957. Li, J., Hui, A., Zhang, X., Yang, Y., Tang, R., Ye, H., . . . Zhu, F. (2021). Safety and immunogenicity of the SARS-CoV-2 BNT162b1 mRNA vaccine in younger and older Chinese adults: a randomized, placebo-controlled, double-blind phase 1 study. *Nat*

Med, 27(6), 1062-1070. doi:10.1038/s41591-021-01330-9. <https://www.ncbi.nlm.nih.gov/pubmed/33888900>

958. Li, M., Yuan, J., Lv, G., Brown, J., Jiang, X., & Lu, Z. K. (2021). Myocarditis and Pericarditis following COVID-19 Vaccination: Inequalities in Age and Vaccine Types. *J Pers Med*, 11(11). doi:10.3390/jpm11111106. <https://www.ncbi.nlm.nih.gov/pubmed/34834458>
959. Lim, Y., Kim, M. C., Kim, K. H., Jeong, I. S., Cho, Y. S., Choi, Y. D., & Lee, J. E. (2021). Case Report: Acute Fulminant Myocarditis and Cardiogenic Shock After Messenger RNA Coronavirus Disease 2019 Vaccination Requiring Extracorporeal Cardiopulmonary Resuscitation. *Front Cardiovasc Med*, 8, 758996. doi:10.3389/fcvm.2021.758996. <https://www.ncbi.nlm.nih.gov/pubmed/34778411>
960. Long, S. S. (2021). Important Insights into Myopericarditis after the Pfizer mRNA COVID-19 Vaccination in Adolescents. *J Pediatr*, 238, 5. doi:10.1016/j.jpeds.2021.07.057. <https://www.ncbi.nlm.nih.gov/pubmed/34332972>
961. Luk, A., Clarke, B., Dahdah, N., Ducharme, A., Krahn, A., McCrindle, B., . . . McDonald, M. (2021). Myocarditis and Pericarditis After COVID-19 mRNA Vaccination: Practical Considerations for Care Providers. *Can J Cardiol*, 37(10), 1629-1634. doi:10.1016/j.cjca.2021.08.001. <https://www.ncbi.nlm.nih.gov/pubmed/34375696>
962. Madelon, N., Lauper, K., Breville, G., Sabater Royo, I., Goldstein, R., Andrey, D. O., . . . Eberhardt, C. S. (2021). Robust T cell responses in anti-CD20 treated patients following COVID-19 vaccination: a prospective cohort study. *Clin Infect Dis*. doi:10.1093/cid/ciab954. <https://www.ncbi.nlm.nih.gov/pubmed/34791081>
963. Mangat, C., & Milosavljevic, N. (2021). BNT162b2 Vaccination during Pregnancy Protects Both the Mother and Infant: Anti-SARS-CoV-2 S Antibodies Persistently Positive in an Infant at 6 Months of Age. *Case Rep Pediatr*, 2021, 6901131. doi:10.1155/2021/6901131. <https://www.ncbi.nlm.nih.gov/pubmed/34676123>
964. Mark, C., Gupta, S., Punnett, A., Upton, J., Orkin, J., Atkinson, A., . . . Alexander, S. (2021). Safety of administration of BNT162b2 mRNA (Pfizer-BioNTech) COVID-19 vaccine in youths and young adults with a history of acute lymphoblastic leukemia and allergy to PEG-asparaginase. *Pediatr Blood Cancer*, 68(11), e29295. doi:10.1002/pbc.29295. <https://www.ncbi.nlm.nih.gov/pubmed/34398511>
965. Martins-Filho, P. R., Quintans-Junior, L. J., de Souza Araujo, A. A., Sposato, K. B., Souza Tavares, C. S., Gurgel, R. Q., . . . Santos, V. S. (2021). Socio-economic inequalities and COVID-19 incidence and mortality in Brazilian children: a nationwide register-based study. *Public Health*, 190, 4-6. doi:10.1016/j.puhe.2020.11.005. <https://www.ncbi.nlm.nih.gov/pubmed/33316478>

966. McLean, K., & Johnson, T. J. (2021). Myopericarditis in a previously healthy adolescent male following COVID-19 vaccination: A case report. *Acad Emerg Med*, 28(8), 918-921. doi:10.1111/acem.14322. <https://www.ncbi.nlm.nih.gov/pubmed/34133825>
967. Mevorach, D., Anis, E., Cedar, N., Bromberg, M., Haas, E. J., Nadir, E., . . . Alroy-Preis, S. (2021). Myocarditis after BNT162b2 mRNA Vaccine against Covid-19 in Israel. *N Engl J Med*, 385(23), 2140-2149. doi:10.1056/NEJMoa2109730. <https://www.ncbi.nlm.nih.gov/pubmed/34614328>
968. Minocha, P. K., Better, D., Singh, R. K., & Hoque, T. (2021). Recurrence of Acute Myocarditis Temporally Associated with Receipt of the mRNA Coronavirus Disease 2019 (COVID-19) Vaccine in a Male Adolescent. *J Pediatr*, 238, 321-323. doi:10.1016/j.jpeds.2021.06.035. <https://www.ncbi.nlm.nih.gov/pubmed/34166671>
969. Mizrahi, B., Lotan, R., Kalkstein, N., Peretz, A., Perez, G., Ben-Tov, A., . . . Patalon, T. (2021). Correlation of SARS-CoV-2-breakthrough infections to time-from-vaccine. *Nat Commun*, 12(1), 6379. doi:10.1038/s41467-021-26672-3. <https://www.ncbi.nlm.nih.gov/pubmed/34737312>
970. Moffitt, K., Cheung, E., Yeung, T., Stamoulis, C., & Malley, R. (2021). Analysis of *Staphylococcus aureus* Transcriptome in Pediatric Soft Tissue Abscesses and Comparison to Murine Infections. *Infect Immun*, 89(4). doi:10.1128/IAI.00715-20. <https://www.ncbi.nlm.nih.gov/pubmed/33526560>
971. Mohamed, L., Madsen, A. M. R., Scholtz-Buchholzer, F., Ostfeld, A., Netea, M. G., Benn, C. S., & Kofoed, P. E. (2021). Reactivation of BCG vaccination scars after vaccination with mRNA-Covid-vaccines: two case reports. *BMC Infect Dis*, 21(1), 1264. doi:10.1186/s12879-021-06949-0. <https://www.ncbi.nlm.nih.gov/pubmed/34930152>
972. Montgomery, J., Ryan, M., Engler, R., Hoffman, D., McClenathan, B., Collins, L., . . . Cooper, L. T., Jr. (2021). Myocarditis Following Immunization With mRNA COVID-19 Vaccines in Members of the US Military. *JAMA Cardiol*, 6(10), 1202-1206. doi:10.1001/jamacardio.2021.2833. <https://www.ncbi.nlm.nih.gov/pubmed/34185045>
973. Murakami, Y., Shinohara, M., Oka, Y., Wada, R., Noike, R., Ohara, H., . . . Ikeda, T. (2021). Myocarditis Following a COVID-19 Messenger RNA Vaccination: A Japanese Case Series. *Intern Med*. doi:10.2169/internalmedicine.8731-21. <https://www.ncbi.nlm.nih.gov/pubmed/34840235>
974. Nagasaka, T., Koitabashi, N., Ishibashi, Y., Aihara, K., Takama, N., Ohyama, Y., . . . Kaneko, Y. (2021). Acute Myocarditis Associated with COVID-19 Vaccination: A Case Report. *J Cardiol Cases*. doi:10.1016/j.jccase.2021.11.006. <https://www.ncbi.nlm.nih.gov/pubmed/34876937>

975. Ntouros, P. A., Vlachogiannis, N. I., Pappa, M., Nezos, A., Mavragani, C. P., Tektonidou, M. G., . . . Sfikakis, P. P. (2021). Effective DNA damage response after acute but not chronic immune challenge: SARS-CoV-2 vaccine versus Systemic Lupus Erythematosus. *Clin Immunol*, 229, 108765. doi:10.1016/j.clim.2021.108765. <https://www.ncbi.nlm.nih.gov/pubmed/34089859>
976. Nygaard, U., Holm, M., Bohnstedt, C., Chai, Q., Schmidt, L. S., Hartling, U. B., . . . Stensballe, L. G. (2022). Population-based Incidence of Myopericarditis After COVID-19 Vaccination in Danish Adolescents. *Pediatr Infect Dis J*, 41(1), e25-e28. doi:10.1097/INF.0000000000003389. <https://www.ncbi.nlm.nih.gov/pubmed/34889875>
977. Oberhardt, V., Luxenburger, H., Kemming, J., Schulien, I., Ciminski, K., Giese, S., . . . Hofmann, M. (2021). Rapid and stable mobilization of CD8(+) T cells by SARS-CoV-2 mRNA vaccine. *Nature*, 597(7875), 268-273. doi:10.1038/s41586-021-03841-4. <https://www.ncbi.nlm.nih.gov/pubmed/34320609>
978. Park, H., Yun, K. W., Kim, K. R., Song, S. H., Ahn, B., Kim, D. R., . . . Kim, Y. J. (2021). Epidemiology and Clinical Features of Myocarditis/Pericarditis before the Introduction of mRNA COVID-19 Vaccine in Korean Children: a Multicenter Study. *J Korean Med Sci*, 36(32), e232. doi:10.3346/jkms.2021.36.e232. <https://www.ncbi.nlm.nih.gov/pubmed/34402230>
979. Park, J., Brekke, D. R., & Bratincsak, A. (2021). Self-limited myocarditis presenting with chest pain and ST segment elevation in adolescents after vaccination with the BNT162b2 mRNA vaccine. *Cardiol Young*, 1-4. doi:10.1017/S1047951121002547. <https://www.ncbi.nlm.nih.gov/pubmed/34180390>
980. Patel, Y. R., Louis, D. W., Atalay, M., Agarwal, S., & Shah, N. R. (2021). Cardiovascular magnetic resonance findings in young adult patients with acute myocarditis following mRNA COVID-19 vaccination: a case series. *J Cardiovasc Magn Reson*, 23(1), 101. doi:10.1186/s12968-021-00795-4. <https://www.ncbi.nlm.nih.gov/pubmed/34496880>
981. Patone, M., Mei, X. W., Handunnetthi, L., Dixon, S., Zaccardi, F., Shankar-Hari, M., . . . Hippisley-Cox, J. (2021). Risks of myocarditis, pericarditis, and cardiac arrhythmias associated with COVID-19 vaccination or SARS-CoV-2 infection. *Nat Med*. doi:10.1038/s41591-021-01630-0. <https://www.ncbi.nlm.nih.gov/pubmed/34907393>
982. Patrignani, A., Schicchi, N., Calcagnoli, F., Falchetti, E., Ciampani, N., Argalia, G., & Mariani, A. (2021). Acute myocarditis following Comirnaty vaccination in a healthy man with previous SARS-CoV-2 infection. *Radiol Case Rep*, 16(11), 3321-3325. doi:10.1016/j.radcr.2021.07.082. <https://www.ncbi.nlm.nih.gov/pubmed/34367386>
983. Perez, Y., Levy, E. R., Joshi, A. Y., Virk, A., Rodriguez-Porcel, M., Johnson, M., . . . Swift, M. D. (2021). Myocarditis Following COVID-19 mRNA Vaccine: A Case

Series and Incidence Rate Determination. Clin Infect Dis.
doi:10.1093/cid/ciab926. <https://www.ncbi.nlm.nih.gov/pubmed/34734240>

984. Perrotta, A., Biondi-Zoccai, G., Saade, W., Miraldi, F., Morelli, A., Marullo, A. G., . . . Peruzzi, M. (2021). A snapshot global survey on side effects of COVID-19 vaccines among healthcare professionals and armed forces with a focus on headache. *Panminerva Med*, 63(3), 324-331. doi:10.23736/S0031-0808.21.04435-9. <https://www.ncbi.nlm.nih.gov/pubmed/34738774>
985. Pinana, J. L., Lopez-Corral, L., Martino, R., Montoro, J., Vazquez, L., Perez, A., . . . Cell Therapy, G. (2022). SARS-CoV-2-reactive antibody detection after SARS-CoV-2 vaccination in hematopoietic stem cell transplant recipients: Prospective survey from the Spanish Hematopoietic Stem Cell Transplantation and Cell Therapy Group. *Am J Hematol*, 97(1), 30-42.
doi:10.1002/ajh.26385. <https://www.ncbi.nlm.nih.gov/pubmed/34695229>
986. Revon-Riviere, G., Ninove, L., Min, V., Rome, A., Coze, C., Verschuur, A., . . . Andre, N. (2021). The BNT162b2 mRNA COVID-19 vaccine in adolescents and young adults with cancer: A monocentric experience. *Eur J Cancer*, 154, 30-34.
doi:10.1016/j.ejca.2021.06.002. <https://www.ncbi.nlm.nih.gov/pubmed/34233234>
987. Sanchez Tijmes, F., Thavendiranathan, P., Udell, J. A., Seidman, M. A., & Hanneman, K. (2021). Cardiac MRI Assessment of Nonischemic Myocardial Inflammation: State of the Art Review and Update on Myocarditis Associated with COVID-19 Vaccination. *Radiol Cardiothorac Imaging*, 3(6), e210252.
doi:10.1148/ryct.210252. <https://www.ncbi.nlm.nih.gov/pubmed/34934954>
988. Schauer, J., Buddhé, S., Colyer, J., Sagiv, E., Law, Y., Mallenahalli Chikkabyrappa, S., & Portman, M. A. (2021). Myopericarditis After the Pfizer
989. Messenger Ribonucleic Acid Coronavirus Disease Vaccine in Adolescents. *J Pediatr*, 238, 317-320.
doi:10.1016/j.jpeds.2021.06.083. <https://www.ncbi.nlm.nih.gov/pubmed/34228985>
990. Schneider, J., Sottmann, L., Greinacher, A., Hagen, M., Kasper, H. U., Kuhnen, C., . . . Schmeling, A. (2021). Postmortem investigation of fatalities following vaccination with COVID-19 vaccines. *Int J Legal Med*, 135(6), 2335-2345.
doi:10.1007/s00414-021-02706-9. <https://www.ncbi.nlm.nih.gov/pubmed/34591186>
991. Schramm, R., Costard-Jackle, A., Rivinius, R., Fischer, B., Muller, B., Boeken, U., . . . Gummert, J. (2021). Poor humoral and T-cell response to two-dose SARS-CoV-2 messenger RNA vaccine BNT162b2 in cardiothoracic transplant recipients. *Clin Res Cardiol*, 110(8), 1142-1149. doi:10.1007/s00392-021-01880-5. <https://www.ncbi.nlm.nih.gov/pubmed/34241676>

992. Sessa, F., Salerno, M., Esposito, M., Di Nunno, N., Zamboni, P., & Pomara, C. (2021). Autopsy Findings and Causality Relationship between Death and COVID-19 Vaccination: A Systematic Review. *J Clin Med*, 10(24). doi:10.3390/jcm10245876. <https://www.ncbi.nlm.nih.gov/pubmed/34945172>
993. Sharif, N., Alzahrani, K. J., Ahmed, S. N., & Dey, S. K. (2021). Efficacy, Immunogenicity and Safety of COVID-19 Vaccines: A Systematic Review and Meta-Analysis. *Front Immunol*, 12, 714170. doi:10.3389/fimmu.2021.714170. <https://www.ncbi.nlm.nih.gov/pubmed/34707602>
994. Shay, D. K., Gee, J., Su, J. R., Myers, T. R., Marquez, P., Liu, R., Shimabukuro, T. T. (2021). Safety Monitoring of the Janssen (Johnson & Johnson) COVID-19 Vaccine – United States, March-April 2021. *MMWR Morb Mortal Wkly Rep*, 70(18), 680-684. doi:10.15585/mmwr.mm7018e2. <https://www.ncbi.nlm.nih.gov/pubmed/33956784>
995. Shazley, O., & Alshazley, M. (2021). A COVID-Positive 52-Year-Old Man Presented With Venous Thromboembolism and Disseminated Intravascular Coagulation Following Johnson & Johnson Vaccination: A Case-Study. *Cureus*, 13(7), e16383. doi:10.7759/cureus.16383. <https://www.ncbi.nlm.nih.gov/pubmed/34408937>
996. Shiyovich, A., Witberg, G., Aviv, Y., Eisen, A., Orvin, K., Wiessman, M., . . . Hamdan, A. (2021). Myocarditis following COVID-19 vaccination: magnetic resonance imaging study. *Eur Heart J Cardiovasc Imaging*. doi:10.1093/ehjci/jeab230. <https://www.ncbi.nlm.nih.gov/pubmed/34739045>
997. Simone, A., Herald, J., Chen, A., Gulati, N., Shen, A. Y., Lewin, B., & Lee, M. S. (2021). Acute Myocarditis Following COVID-19 mRNA Vaccination in Adults Aged 18 Years or Older. *JAMA Intern Med*, 181(12), 1668-1670. doi:10.1001/jamainternmed.2021.5511. <https://www.ncbi.nlm.nih.gov/pubmed/34605853>
998. Singer, M. E., Taub, I. B., & Kaelber, D. C. (2021). Risk of Myocarditis from COVID-19 Infection in People Under Age 20: A Population-Based Analysis. *medRxiv*. doi:10.1101/2021.07.23.21260998. <https://www.ncbi.nlm.nih.gov/pubmed/34341797>
999. Smith, C., Odd, D., Harwood, R., Ward, J., Linney, M., Clark, M., . . . Fraser, L. K. (2021). Deaths in children and young people in England after SARS-CoV-2 infection during the first pandemic year. *Nat Med*. doi:10.1038/s41591-021-01578-1. <https://www.ncbi.nlm.nih.gov/pubmed/34764489>
1000. Snapiri, O., Rosenberg Danziger, C., Shirman, N., Weissbach, A., Lowenthal, A., Ayalon, I., . . . Bilavsky, E. (2021). Transient Cardiac Injury in Adolescents Receiving the BNT162b2 mRNA COVID-19 Vaccine. *Pediatr Infect Dis J*, 40(10), e360-e363. doi:10.1097/INF.0000000000003235. <https://www.ncbi.nlm.nih.gov/pubmed/34077949>
1001. Spinner, J. A., Julien, C. L., Olayinka, L., Dreyer, W. J., Bocchini, C. E., Munoz, F. M., & Devaraj, S. (2021). SARS-CoV-2 anti-spike antibodies after vaccination in

- pediatric heart transplantation: A first report. *J Heart Lung Transplant*.
doi:10.1016/j.healun.2021.11.001. <https://www.ncbi.nlm.nih.gov/pubmed/34911654>
1002. Starekova, J., Bluemke, D. A., Bradham, W. S., Grist, T. M., Schiebler, M. L., & Reeder, S. B. (2021). Myocarditis Associated with mRNA COVID-19 Vaccination. *Radiology*, 301(2), E409-E411.
doi:10.1148/radiol.2021211430. <https://www.ncbi.nlm.nih.gov/pubmed/34282971>
 1003. Sulemankhil, I., Abdelrahman, M., & Negi, S. I. (2021). Temporal association between the COVID-19 Ad26.COV2.S vaccine and acute myocarditis: A case report and literature review. *Cardiovasc Revasc Med*.
doi:10.1016/j.carrev.2021.08.012. <https://www.ncbi.nlm.nih.gov/pubmed/34420869>
 1004. Tailor, P. D., Feighery, A. M., El-Sabawi, B., & Prasad, A. (2021). Case report: acute myocarditis following the second dose of mRNA-1273 SARS-CoV-2 vaccine. *Eur Heart J Case Rep*, 5(8), ytab319.
doi:10.1093/ehjcr/ytab319. <https://www.ncbi.nlm.nih.gov/pubmed/34514306>
 1005. Takeda, M., Ishio, N., Shoji, T., Mori, N., Matsumoto, M., & Shikama, N. (2021). Eosinophilic Myocarditis Following Coronavirus Disease 2019 (COVID-19) Vaccination. *Circ J*. doi:10.1253/circj.CJ-21-0935. <https://www.ncbi.nlm.nih.gov/pubmed/34955479>
 1006. Team, C. C.-R., Food, & Drug, A. (2021). Allergic Reactions Including Anaphylaxis After Receipt of the First Dose of Pfizer-BioNTech COVID-19 Vaccine – United States, December 14-23, 2020. *MMWR Morb Mortal Wkly Rep*, 70(2), 46-51.
doi:10.15585/mmwr.mm7002e1. <https://www.ncbi.nlm.nih.gov/pubmed/33444297>
 1007. Thompson, M. G., Burgess, J. L., Naleway, A. L., Tyner, H., Yoon, S. K., Meece, J., . . . Gaglani, M. (2021). Prevention and Attenuation of Covid-19 with the BNT162b2 and mRNA-1273 Vaccines. *N Engl J Med*, 385(4), 320-329.
doi:10.1056/NEJMoa2107058. <https://www.ncbi.nlm.nih.gov/pubmed/34192428>
 1008. Tinoco, M., Leite, S., Faria, B., Cardoso, S., Von Hafe, P., Dias, G., . . . Lourenco, A. (2021). Perimyocarditis Following COVID-19 Vaccination. *Clin Med Insights Cardiol*, 15, 11795468211056634.
doi:10.1177/11795468211056634. <https://www.ncbi.nlm.nih.gov/pubmed/34866957>
 1009. Truong, D. T., Dionne, A., Muniz, J. C., McHugh, K. E., Portman, M. A., Lambert, L. M., . . . Newburger, J. W. (2021). Clinically Suspected Myocarditis Temporally Related to COVID-19 Vaccination in Adolescents and Young Adults. *Circulation*.
doi:10.1161/CIRCULATIONAHA.121.056583. <https://www.ncbi.nlm.nih.gov/pubmed/34865500>

1010. Tutor, A., Unis, G., Ruiz, B., Bolaji, O. A., & Bob-Manuel, T. (2021). Spectrum of Suspected Cardiomyopathy Due to COVID-19: A Case Series. *Curr Probl Cardiol*, 46(10), 100926. doi:10.1016/j.cpcardiol.2021.100926. <https://www.ncbi.nlm.nih.gov/pubmed/34311983>
1011. Umei, T. C., Kishino, Y., Shiraishi, Y., Inohara, T., Yuasa, S., & Fukuda, K. (2021). Recurrence of myopericarditis following mRNA COVID-19 vaccination in a male adolescent. *CJC Open*. doi:10.1016/j.cjco.2021.12.002. <https://www.ncbi.nlm.nih.gov/pubmed/34904134>
1012. Vidula, M. K., Ambrose, M., Glassberg, H., Chokshi, N., Chen, T., Ferrari, V. A., & Han, Y. (2021). Myocarditis and Other Cardiovascular Complications of the mRNA-Based COVID-19 Vaccines. *Cureus*, 13(6), e15576. doi:10.7759/cureus.15576. <https://www.ncbi.nlm.nih.gov/pubmed/34277198>
1013. Visclosky, T., Theyyunni, N., Klekowski, N., & Bradin, S. (2021). Myocarditis Following mRNA COVID-19 Vaccine. *Pediatr Emerg Care*, 37(11), 583-584. doi:10.1097/PEC.0000000000002557. <https://www.ncbi.nlm.nih.gov/pubmed/34731877>
1014. Warren, C. M., Snow, T. T., Lee, A. S., Shah, M. M., Heider, A., Blomkalns, A., . . . Nadeau, K. C. (2021). Assessment of Allergic and Anaphylactic Reactions to mRNA COVID-19 Vaccines With Confirmatory Testing in a US Regional Health System. *JAMA Netw Open*, 4(9), e2125524. doi:10.1001/jamanetworkopen.2021.25524. <https://www.ncbi.nlm.nih.gov/pubmed/34533570>
1015. Watkins, K., Griffin, G., Septaric, K., & Simon, E. L. (2021). Myocarditis after BNT162b2 vaccination in a healthy male. *Am J Emerg Med*, 50, 815 e811-815 e812. doi:10.1016/j.ajem.2021.06.051. <https://www.ncbi.nlm.nih.gov/pubmed/34229940>
1016. Weitzman, E. R., Sherman, A. C., & Levy, O. (2021). SARS-CoV-2 mRNA Vaccine Attitudes as Expressed in U.S. FDA Public Commentary: Need for a Public-Private Partnership in a Learning Immunization System. *Front Public Health*, 9, 695807. doi:10.3389/fpubh.2021.695807. <https://www.ncbi.nlm.nih.gov/pubmed/34336774>
1017. Welsh, K. J., Baumblatt, J., Chege, W., Goud, R., & Nair, N. (2021). Thrombocytopenia including immune thrombocytopenia after receipt of mRNA COVID-19 vaccines reported to the Vaccine Adverse Event Reporting System (VAERS). *Vaccine*, 39(25), 3329-3332. doi:10.1016/j.vaccine.2021.04.054. <https://www.ncbi.nlm.nih.gov/pubmed/34006408>
1018. Witberg, G., Barda, N., Hoss, S., Richter, I., Wiessman, M., Aviv, Y., . . . Kornowski, R. (2021). Myocarditis after Covid-19 Vaccination in a Large Health Care Organization. *N Engl J Med*, 385(23), 2132-2139. doi:10.1056/NEJMoa2110737. <https://www.ncbi.nlm.nih.gov/pubmed/34614329>

1019. Zimmermann, P., & Curtis, N. (2020). Why is COVID-19 less severe in children? A review of the proposed mechanisms underlying the age-related difference in severity of SARS-CoV-2 infections. *Arch Dis Child*. doi:10.1136/archdischild-2020-320338. <https://www.ncbi.nlm.nih.gov/pubmed/33262177>